



## **Environmental Effects of Open-Cage Salmonid Aquaculture in Ontario: A Review and Recommendations for Future Research**

*Prepared by:*

*Bruce A. Barton and Paul F. Hamblin*

*Aquaculture Committee, Georgian Bay Association*

*July 2022; updates and revision – October 2025*

### ***Index***

Page

2	<u>Introduction</u>
3	<u>Background</u>
4	<u>Part I. Effects of Open-Cage Aquaculture on Water Quality, Nutrient Release, and Primary Production</u>
4	• Phosphorus Release from Cage Culture into Freshwaters
13	• Changes in Algae and Algal Communities
15	<u>Part II. Effects of Open-Cage Aquaculture on Aquatic Biota and Native Fishes</u>
15	• Attraction of Fish and Changes in the Aquatic Biota around Open-Cage Farms
16	• <i>Commercial Cage Culture in Georgian Bay and Lake Huron</i>
16	• <i>Experimental Cage Culture in Lake 375, Northwestern Ontario</i>
18	• <i>Freshwater Salmonid Cage Culture Outside of Ontario</i>
20	• <i>Interaction of Cage Culture with Mussels</i>
21	• Fish Escapes from Open-Cage Aquaculture
24	• Transfer of Pathogens from Open-Cage Sites to Native Fishes
27	• Release of Antibiotics and Other Chemicals from Cage Culture
29	<u>Suggested Future Research Topics</u>
29	• Water Quality, Nutrient Loading, and Primary Production
30	• Algae and Invertebrate Aquatic Biota
30	• Fish and Fish Communities
31	<u>Possible Research Study Initiatives</u>
33	<u>References Cited</u>

## ***Introduction***

Aquaculture, or the farming of aquatic organisms, is the fastest-growing agricultural enterprise globally as it strives to close the ever-widening “seafood gap” between the static wild capture fisheries and the increasing global demand for fishery products (Trushenski 2019; FAO 2024). Aquaculture now accounts for slightly more than half of the world’s total fisheries production, which includes all aquatic animals, although in Canada this figure is about 19% and is mostly marine (FAO 2024).

Freshwater open-cage aquaculture of salmonid fishes in Canada is found mostly in Canadian waters of the Great Lakes, specifically in the North Channel of Lake Huron around Manitoulin Island and the Parry Sound area of eastern Georgian Bay. These regions of Lake Huron contain the only commercial open-cage (net-pen) aquaculture activities in the entire Great Lakes (Lennox et al. 2023) and represent the largest concentration of freshwater open-cage salmonid aquaculture in the country. Open-cage aquaculture of Rainbow Trout (*Oncorhynchus mykiss*) in Georgian Bay and the North Channel now accounts for most of the province’s commercial fish production (Moccia and Burke 2022, 2023; OARC 2024, 2025).

The commercial production of Rainbow Trout in Ontario grew from less than 2,000 tonnes (metric tons = 1,000 kg) in 1988, which was primarily land-based at that time (Moccia and Bevan 2004), to more than 5,000 tonnes in open cages annually by 2019 (Moccia and Burke 2020). A recent in-depth marketing plan prepared for the Ontario Ministry of Agriculture, Food and Rural Affairs (OMAFRA, now OMAFA) based on stakeholder interviews (Rosenstein and Drost 2023) suggested that open-cage production of Rainbow Trout (including steelhead, its anadromous variant) could be tripled in Georgian Bay and the North Channel to capture present domestic and import markets within Canada as well as generate exports to the USA. The report outlined a 5-year marketing plan indicating that 15,000 tonnes of trout could be produced in this region by year 5, with 9,000 tonnes available for Canadian distribution and the remaining 6,000 tonnes available for export.

This entire area, however, was recognized by the United Nations Educational, Scientific and Cultural Organization (UNESCO) in 2004 as a region of global ecological significance and is now designated as the Georgian Bay Mnidoo Gamii Biosphere. Eastern Georgian Bay has physical and biological features, including its more than 30,000 islands, that make it not only unique in the Great Lakes but the largest freshwater archipelago in the world (Eyles 2017a). In its submissions to Fisheries and Oceans Canada (DFO) and to Ontario’s Ministry of Natural Resources and Forestry (OMNRF, now OMNR) and Ministry of Environment, Conservation and Parks (OMECF), the Georgian Bay Association (GBA) has identified several areas of concern regarding open net-pen culture of salmonid fishes within the Georgian Bay and North Channel regions.

GBA's concerns are consistent with the findings of a literature review conducted several years ago for the Ontario Ministry of the Environment (OMOE, now OMECP) to examine the environmental effects of cage aquaculture waste products in Ontario (Cantox Environmental 2006), which pose significant threats to water quality and aquatic communities in Georgian Bay, including (but not limited to):

- effects of nutrient loading and sedimentation, particularly phosphorus loading, on reduction in water quality, hypoxic events, water transparency and algae production, and on the benthic invertebrate community, its species diversity, and its natural habitat;
- effects on native, wild fish stocks by the inevitable escapements of domesticated Rainbow Trout or other new introduced species, and disease pathogens they may carry, and by the loss of fish habitat due to anoxic conditions caused by the farms; and,
- possible effects of introducing chemotherapeutants, such as antibiotics, and/or other contaminants into the environment from medicated or contaminated feed sources.

## ***Background***

The following report is not meant to be a comprehensive or exhaustive review, but is intended as a synthesis of pertinent information on the environmental effects of open-cage culture of salmonid fishes in temperate freshwaters, with a particular focus on the Great Lakes in Ontario, as well as to provide a general background underlying relevant issues associated with this type of open-cage or net-pen aquaculture. It is also meant to serve as a reference source document for those wishing to delve further into the topics covered.

Several scientific studies, reports, and reviews have been published in both the primary and the "grey" literature over many years that describe the environmental effects of marine salmonid net-pen or cage aquaculture (e.g., reviews of Gowen and Bradbury 1987; Weston et al. 1996; Brooks et al. 2002; Wildish et al. 2004; Reid 2007; Sepúlveda et al. 2013; Rust et al. 2014; and others). While general findings and concepts from marine studies can relate to the freshwater environment, the results cannot be directly comparable to freshwater systems. Factors such as differences in water chemistry and biota between freshwater and saltwater environments and tidal flushing and marine coastal currents not present in freshwaters preclude direct comparisons.

Fewer studies have documented the ecological impact of cage culture production of salmonids in temperate freshwaters on nutrient loading, water chemistry, and primary production, and on the surrounding aquatic communities and their habitat (e.g., reviews of Phillips et al. 1985; Weston et al. 1996; Davies 2000; Walker et al. 2003; Podemski and Blanchfield 2006; Franklin et al. 2012; Wetton 2012; Sepúlveda et al. 2013; Johnson and McCann 2017; Otu et al. 2017a), specifically in Georgian Bay and the North Channel

(e.g., Gale 1999; GBA Foundation 1999; Hamblin and Gale 2002; Bureau et al. 2003; Clerk et al. 2004; Hille 2008; Milne 2008; Johnston et al. 2010; Patterson and Blanchfield 2013; Johnston and Wilson 2015; Diep and Boyd 2016a, 2016b; Milne et al. 2017). These investigations and reviews generally agree that nutrient loading into surrounding waters and sediments ranks as the most significant environmental problem related to open-cage or net-pen aquaculture in these waters.

Rainbow Trout, the principal salmonid reared in temperate, freshwater, open-cage culture, is a member of the Pacific salmon genus *Oncorhynchus* and is native to mostly coastal drainages in North America west of the Continental Divide (Scott and Crossman 1973; Behnke 2002). It is one of the most widely introduced fish species throughout the world (MacCrimmon 1971) and one of the most popular for freshwater fish culture, the primary producing areas being Europe, North America, Chile, Japan, and Australia (FAO 2005). Rainbow Trout from western stocks, including the larger, faster-growing, coastal steelhead variant, were first introduced into Canadian waters of the Great Lakes possibly as early as 1883 (Scott and Crossman 1973; Kerr 2010) and first appeared in Lake Huron in 1904 (Kerr 2010). Rainbow Trout are now naturalized throughout Ontario and the Great Lakes (Kerr and Grant 2000) where they are highly valued as a sport fish and marketable food item. Rainbow Trout are also readily adaptable to temperate, freshwater aquaculture, and their environmental requirements for culture are well documented (Barton 1996).

The Rainbow Trout stock used for fish culture programs throughout North America likely originated from a mixture of both stream-resident and anadromous (sea-run) strains from the McCloud River, northern California, in the late 1800s (Behnke 2002). A Rainbow Trout broodstock program in Ontario for government stocking was initiated in about 1917 (Moccia and Bevan 1991). Ontario legislation passed in 1962 allowed for the commercial culture and sale of Rainbow Trout (Kerr 2010). Rainbow Trout for cage culture grow-out are typically supplied as fingerlings from land-based hatchery operations within the province, and certified pathogen-free eggs are now obtained mostly from domestic-strain broodstock. Domestic Rainbow Trout broodstock are selected for their rapid growth for commercial value and have been isolated by several decades of artificial selection from their ancestral western North American wild stocks.

## ***Part I. Effects of Cage Aquaculture on Water Quality, Nutrient Release, and Primary Production***

### **Phosphorus Release from Cage Culture into Freshwaters**

Nitrogen (N) and phosphorus (P) along with carbon (C) are the major nutrients affecting the productivity of freshwaters. Open-cage aquaculture releases both N and P in marine and freshwater systems (1) as byproducts of metabolism through excretion, (2) as

particulate fecal matter, and (3) from uneaten waste feed (Weston et al. 1996; Wang et al. 2012). However, it is well established that P is the main nutrient factor limiting primary production in freshwaters (Shindler 1977; OECD 1982; Guildford and Hecky 2000; Blomqvist et al. 2004; DFO 2015), whereas N is not, provided it is in a favourable ratio with P for aquatic plant growth (see Downing and McCauley 1992). Thus, the focus of this synthesis is on P.

Many investigations have documented and reviewed the release of P originating from freshwater cage culture of salmonids into the surrounding environment; these have been reviewed extensively (e.g., EC 2004; Cantox Environmental 2006; Wetton 2012; Otu et al. 2017a) and discussed (GLFC-HAB & IJC-GLWQB 1999; Yan 2005). Most of the P input is from solid wastes and ends up in the sediments underlying the cage. Organic solid wastes consist of mainly fish feces, or manure, which contains about 2.5% P (Naylor et al. 1999), but also of uneaten feed, which contains about 1.2-1.3% P. Up to 50% of the total waste from freshwater aquaculture may end up in the sediments, and most of the excess and nondigestible P is bound within the feces (Reid 2007; EC 2009; Figure 1). The eventual accumulation of P in lake sediments can be more than 80% of the total P (TP) released into the water (DFO 2015).

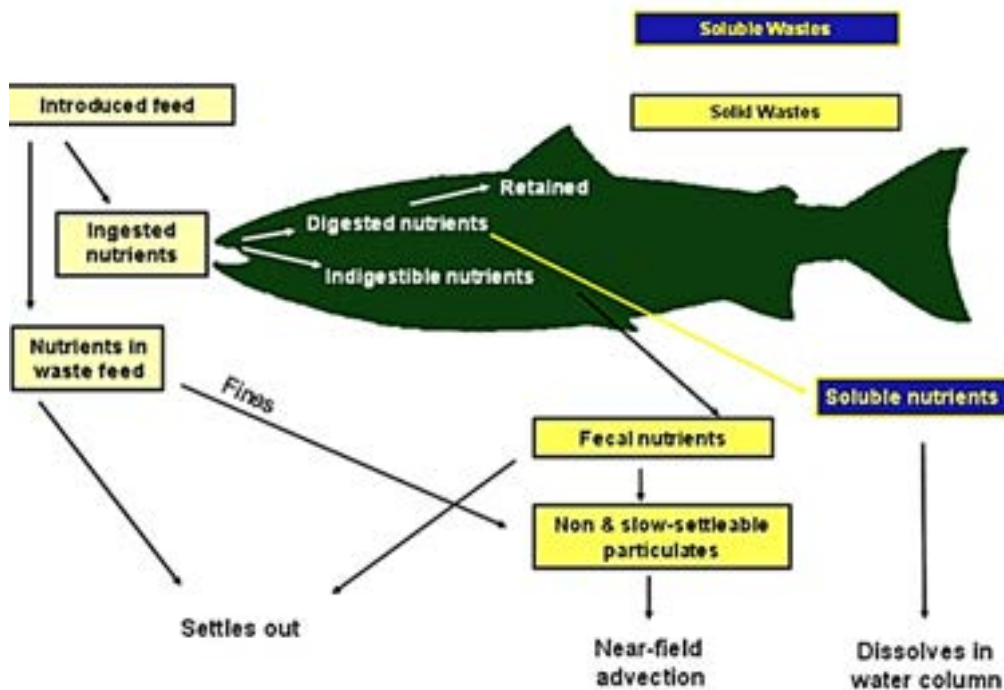


Figure 1. Source and fate of nutrients (e.g., P) in open-cage salmonid aquaculture systems (diagram from Reid 2007).

In freshwater systems with a history of nutrient pollution, sediments become a reservoir of previously deposited P, which can be then recycled or released (internal loading) into the water column to stimulate algal growth (Orihel et al. 2017). Various dynamic, diagenetic (chemical, physical, and/or biological) processes are responsible for releasing P from the sediments and involve other ions of iron, aluminum, and calcium, depending on both sediment and water conditions (Markovic et al. 2019). The zone of highest sediment deposition is naturally directly beneath a cage, but the “zone of influence” (dispersal distance) can be relatively small within 5 m (Rooney and Podemski 2010) or spread out with diminishing concentration for up to 50 m (Brooks et al. 2003) depending on both the depth of water and current velocity below the cage site, and on the settling velocities of fecal waste and uneaten food (Gowen et al. 1989).

The major concern of the release of P from the solid wastes is increased eutrophication, the effects of which can lead to: (1) a decrease in biodiversity and changes in biota, (2) a decrease in sensitive species and increase in tolerant (facultative) species, (3) an increase in plant (e.g., algae) and animal biomass, (4) an increase in turbidity, (5) an increase in organic matter leading to high sedimentation, and (6) development of hypoxic or anoxic conditions (EC 2004).

Algal production in freshwater is limited mostly by the amount of P available, which in turn is influenced by the geophysical, limnological, and biological nature of the aquatic environment and underlying sediments. Phosphorus occurs in lake sediments in solid and aqueous phases in a variety of organic and inorganic molecular forms, or “species” (Orihel et al. 2017). Phosphorus exists in dynamic flux in many forms and phases in the water, but only soluble inorganic P, or soluble reactive P, as orthophosphate ( $\text{PO}_4^{3-}$ ) is available for algae growth (EC 2004). Organic soluble P and undifferentiated organic phosphates are also present in natural waters. Total P is differentiated into soluble phosphate-P (filtrable or soluble orthophosphate), organic soluble P, and sestonic P (seston is considered as the living organisms and non-living matter found in the water column) (Kutty 1987).

The various pools of P in water and sediments, the physio-chemical and biotic factors that affect the relationships among them, and the mechanisms involved in the internal loading process are complex (Orihel et al. 2017) and beyond the scope of this review. For practical purposes, however, the forms of concern can be grouped as inorganic P (particulate and soluble), particulate organic P, and dissolved (soluble) organic P, all of which cycle in the environment (EC 2004). Several studies have calculated the amount of P or TP released to the freshwater environment based on actual measurements or estimates of feed applied and fecal matter (manure) produced, or estimated from mass-balance equations using feed quantity data or actual fish production.

Seventeen separate published studies cited in the review of Yan (2005) indicated that the

TP losses into the environment from salmonid cage culture using historical rearing practices ranged from 4.8 to 40.2 kg P/tonne fish, averaging roughly 18 kg/tonne. For example, a cage culture operation in Lake Glebokie, a small, mesotrophic lake in Poland, was followed for over a year from the time Rainbow Trout were stocked into cages until they were 1 kg for market (Penczak et al. 1982). The investigators determined that for every kilogram of trout produced, the lake was enriched by 0.023 kg P, or 0.84 g/m<sup>2</sup> per year, which translated to 23 kg/tonne. The level of eutrophication predicted was expected to cause the loss of the natural populations of native European whitefishes (*Coregonus albula* and *C. lavaretus*).

Proximate analysis of 28 samples of cage-cultured Rainbow Trout from two cage farms in Georgian Bay ( $n = 14$  per farm) were analyzed to predict waste output including P from 1-kg fish (Bureau et al. 2003). Solid wastes were estimated to be from 240 to 318 kg/tonne of fish produced based on 5% feed wastage, depending on the feed used, and TP released (solid plus dissolved) was 7.5-15.2 kg/tonne (solid P, 5.8-9.8 kg; dissolved P, 1.7-5.5 kg); food conversion ratios (FCRs) ranged from 1.15 to 1.29 (Bureau et al. 2003). Total P waste was estimated to be  $\leq 8$  kg/tonne for the two most widely used feeds. However, the investigators cautioned that results should be considered as preliminary.

The dietary requirement of P for grower-size Rainbow Trout is about 0.6% (Halver 1996; Flimlin 2003; FAO 2023). Modern feed formulations contain more P than required because not all P incorporated into the feed (e.g., in fish meal) can be digested and absorbed, thus it is not bioavailable to the fish (Hardy 2002; Flimlin 2003) and is excreted in feces and urine or otherwise unaccounted for (Flimlin et al. 2003). Major manufacturers have reduced the P content in commercial formulations for grower-size trout to about 1.2% (FAO 2023) and as low as 1% or less (Skretting 2024), depending on P source (Hardy 2002), while still meeting the nutritional requirement of 0.6%. As fish feeds become more efficient (e.g., FCR drops and %P content in feed is reduced) by optimizing feed composition, adding functional feed ingredients, and managing fish gut health (Nathanailides et al. 2023) for example, the amount of waste P will decline accordingly. Tests with caged Rainbow Trout in brackish water (~15 ppt salinity) have been successful in producing feed with a P content of <0.7%, thereby significantly reducing P excretion (Dalsgaard et al. 2023). Reducing the P content in commercial trout feeds is considered as the best way to reduce P release into the environment, as complex methods to remove P from net-pen effluents are costly (Luo 2023).

A simple mass-balance “feed input – production output” approach can be used to estimate TP released where either of the two variables—feed input (or quota) or production output—is entered into the equation and the other variable is calculated in the formula by adjusting it accordingly with the FCR, i.e.:

$$\text{TP released} = (\text{feed input} \times \%P_{\text{feed}}) - (\text{production} \times \%P_{\text{fish}})$$

(simplified from: Ronsholdt 1995 and OSPAR Commission 1999, 2015-2024). In Table 1,

the theoretical feed input needed to balance the equation was determined by multiplying the actual production value by the FCR, assuming the latter remains constant and all feed applied is consumed.

Assuming an FCR for grower-size Rainbow Trout of 1.25 (e.g., 1.2-1.4: Ronsholdt 1995; FAO 2023), and a P content in feed (%P<sub>feed</sub>) of 1.2% (Reid et al. 2009; FAO 2023) and in salmonid tissue (%P<sub>fish</sub>) of 0.45% (OSPAR Commission 1999), respectively, the estimated TP released from the Rainbow Trout produced in open-cage culture in Georgian Bay/North Channel from 2016 to 2024 hypothetically would have ranged from 38 to 61 tonnes per year, with an annual average for that 9-year period of 51.7 tonnes per year (Table 1). These values include approximately 5% of the feed applied as uneaten wastage (Bureau et al. 2003)

Although the projected production for 2022 was estimated to be more (Moccia and Burke 2022), the large decline in actual production in 2022 (Table 1) was attributed to both the effects on supply chains from the COVID-19 pandemic and on the emergence of lactococcosis disease (discussed in Part II), which caused significant losses to the industry (Moccia and Burke 2023). As predicted, a rebound in Rainbow Trout net-pen production did occur in 2023 but not to pre-pandemic levels until 2024 (OARC 2024, 2025; Table 1).

*Table 1. Rainbow Trout (RBT) production in Ontario 2016–2024, and hypothetical estimated release of TP from open-cage aquaculture in Georgian Bay/North Channel (GB/NC) from the formula:*

*TP released = (theoretical feed input [i.e., production × FCR] × %P<sub>feed</sub>) – (production × %P<sub>fish</sub>).*  
*Calculated from production data (\*Ontario Aquaculture Research Centre, University of Guelph;*  
*\*\*96% of total was estimated from years 2019–2022 as actual % was not reported).*

<b>Year</b>	<b>Actual total RBT produced in Ontario (tonnes)*</b>	<b>% of total raised in GB/NC*</b>	<b>Estimated RBT from GB/NC cages (tonnes)</b>	<b>Hypothetical estimate of TP released (tonnes)</b>
2016	5,060	85	4,301	<b>45.2</b>
2017	5,530	89	4,922	<b>51.7</b>
2018	5,416	90	4,874	<b>51.2</b>
2019	5,583	96	5,360	<b>56.3</b>
2020	5,318	97	5,158	<b>54.2</b>
2021	5,873	98.6	5,791	<b>60.8</b>
2022	3,790	95.8	3,631	<b>38.1</b>
2023	5,059	96**	4,857	<b>51.0</b>
2024	5,621	96**	5,396	<b>56.7</b>

Assuming the equation constants ( $FCR$ ,  $\%P_{\text{feed}}$ ,  $\%P_{\text{fish}}$ ) would remain as such for the 2016-2024 period, the hypothetical estimated TP releases (Table 1) equate to 10.5 kg/tonne of fish annually, which is within the range of 7.5-15.2 kg/tonne TP released determined in the laboratory analysis by Bureau et al. (2003). The mass-balance equation used in Table 1 and resultant TP estimates are simplistic, however, in that the  $FCR$ ,  $\%P_{\text{feed}}$ , and other variables could vary from year to year depending on: (1) feed quality and ingredients, (2) feeding habits, size and life stage, and growth rates of the fish, (3) differences among operators in feeding frequency and other management practices, and (4) environmental conditions. Moreover, a certain amount of feed applied may not be eaten and settle out as waste (e.g., up to 5%). More importantly, the estimate of the amount of TP directly released into the environment does not necessarily reflect the measurable concentration of TP in the water column. To get a more realistic assessment of the TP released, additional data are needed, such as receiving water volume and water retention time for example (Håkanson et al. 1998).

Several years earlier in 1998, nine open-cage farms in Georgian Bay and the North Channel were estimated to release 15 tonnes of TP per year, with a predicted increase of up to 30 tonnes in the following decade (Gale 1999). In their source-loading assessment study, Diep and Boyd (2016b) determined that the single net-pen aquaculture operation in Lake Wolsey, North Channel, discharged 2.4 tonnes of TP annually into the lake, although the majority of this was expected to settle out of the water column and not be available for primary production unless conditions favoured resuspension or internal loading (e.g., bottom-water anoxia). This was similar but slightly higher than the discharge of 2.2 tonnes of TP estimated by Milne et al. (2017). Generally, while most of the TP coming from fecal material, uneaten feed, and feed dust from a typical cage aquaculture operation will be deposited and accumulate in the sediment (Yan 2005), up to 60% of the P loading could still be bioavailable for primary production (Perrson 1991).

The fate and bioavailability of additional P, and what effect it will have on overall water quality, primary production leading to eutrophication, and the aquatic community in general depend on several other factors such as: (1) the physical and chemical conditions of the water and sediments affecting the solubility and form of P, (2) the underlying currents and water exchange rate around the cage site, and (3) the dynamics of P exchange between sediments and the water column (DFO 2015). Ideally, waste output estimates of P from cage farms should account for the different forms of particulate and dissolved P excreted, not just the TP waste output (Bureau and Hua 2006). In the laboratory experiment of Bureau et al. (2003), dissolved P represented 23-36% of TP. However, TP in the water column, which is more easily and typically measured, can serve as a useful proxy for bioavailable P. It has been suggested that an increase of 50% over the baseline TP level could result in observable changes in the biotic community (EC 2004).

The TP in natural waters can be high (e.g., up to 100 µg/L for eutrophic systems), but oligotrophic waters such as Georgian Bay typically would have TP concentrations of 4-10 µg/L (EC 2004). In Georgian Bay TP levels offshore were about 5 µg/L in the mid-1980-1990s but by 2014 had declined to as low as about 2 µg/L (Bywater and Clark 2018). Spring TP levels offshore in 2017 were 2.2 µg/L. The low concentrations here and some other Great Lakes have been attributed to the filter-feeding behaviour of the invasive dreissenid mussels intercepting the phosphorus (EHEC 2020; Vanni 2021: discussed in Part II). These TP levels are similar to spring offshore levels in Lake Huron proper, which were 2.0 µg/L in the 2005-2010 sampling period but increased to 2.7 µg/L over the 2011-2017 sampling period (Rudstam et al. 2020), although were 2.1 µg/L in 2017 (EHEC 2020). Nearshore levels of TP tend to be higher than those offshore, and at Canada's Lake Huron nearshore sampling sites, half of which are in eastern and southern Georgian Bay plus one at Manitoulin Island, average spring TP levels ranged from 4.1 to 4.4 µg/L for the 2005-2017 period (Rudstam et al. 2020). In 2003-2005, MECP sampling revealed nearshore and inshore areas TP levels of 5 to 15 µg/L (Clark et al. 2015). During this period, TP in most river outlets into Georgian Bay and some enclosed embayments exceeded 10 µg/L (Clark et al. 2015).

Before 2000, however, one cage culture site in the La Cloche Channel, Georgian Bay, recorded TP concentrations of 16-40 µg/L, and in summer, the water column below the farm was essentially anoxic; dissolved oxygen (DO) was absent at 30 m depth (Gale 1999). Historically, TP levels at the site before that operation were 3 to 7 µg/L, and hypolimnetic DO levels were 6-9 mg/L (Hamblin and Gale 2002). In their comprehensive review, Walker et al. (2003) indicated that after closure of the La Cloche sites, water-column TP was  $\leq 1$  µg/L, well below the provincial water quality guideline of 10 µg/L.

Data from Ontario Ministry of Environment and Climate Change (now OMECP; cited in Diep and Boyd 2016a) for Lake Wolsey from the time an open-cage trout culture operation began in 1986 up to 2014 indicated average annual levels of TP between 6.7 and 16.4 µg/L, ranging from 3.0 to 24.0 µg/L over that period; average and median levels were similar. Average TP levels were higher during the 1986-2000 period than those during 2008-2014, although there was a 10-year gap from 1989 to 1998 in the first dataset (Diep and Boyd 2016a). Concentrations of TP measured from several sites throughout Lake Wolsey from 2005 to 2018 ranged from 4 to 18.7 µg/L (excluding one anomalous, possibly contaminated, value of 350 µg/L); the mean TP  $\pm$  SD (n = 46) for the period was  $9.87 \pm 4.43$  µg/L (OMECP 2024).

A TP budget model developed for Lake Wolsey, based on a TP loading of 1,350 kg from the open-cage operation and water exchange rates for the lake, predicted an increase of 5 µg/L over the background level of 8 µg/L for an estimate of 13 µg/L, which was similar to the average measured level of 12 µg/L (Hamblin and Gale 2002). The current Ontario

guideline of maximum allowance for TP, based on previous OMOE recommendations (Boyd et al. 2001), is an average concentration of 10 µg/L during the ice-free period, and a proposed operation would now be considered ineligible if, upon assessment, the predicted median TP exceeded 10 µg/L at 30 m from the cage site (OMNRF 2017). Chow-Fraser (2006) measured water quality in wetlands at aquaculture cage sites, but at least 30 m away, in the vicinity of High and Eastern Islands (North Channel). Concentrations of TP in the vicinity of the cages ranged between 12.8 and 26.5 µg/L, which did not differ from those measured at unrelated sites in the region (11.7-37.4 µg/L) at the time, but sample numbers and frequency were not described. However, high levels of total ammonia-N (10-40 µg/L) associated with the cages were found compared with other areas (<1-20 µg/L), which were suggestive of aquaculture activity (ammonia is a soluble waste product of fish metabolism excreted via the gills).

Levels of TP typically are not consistent throughout the year and will show considerable variation, particularly relative to aquaculture activity (summer versus winter) and during the periods of spring and fall turnover when sediments are disturbed and TP is released into the water column (Hamblin and Gale 2002). For example, during the time of spring and fall turnover in Lake Wolsey, TP concentrations in 1998-99 were 9 and 20 µg/L, respectively (Gale 2000, as cited in Clerk 2002). Similarly, levels of TP in Lake Wolsey with active open-cage activity during 1999-2003 were typically lowest in spring, usually ≤10 µg/L, and increased over summer and fall up to twofold higher into the 10-20 µg/L range, which contrasts with natural waters without anthropogenic input where TP levels are typically higher in spring after ice-out and inflow from spring freshets (Diep and Boyd 2016a). Levels of TP also vary vertically within a season. Concentrations of TP increased twofold vertically from ca. 12 µg/L at the surface to 24 µg/L at the bottom in a vertical profile sampled at three depths in Lake Wolsey, and internal loading of P from sediments into the water column to levels ranging from 17 to 57 µg/L was observed in the hypolimnion at stratified sites where waters were hypoxic or anoxic (Diep and Boyd 2016a). Severe DO depletion and hypolimnetic anoxia was wide-spread in Lake Wolsey since the mid-2000s (Diep and Boyd 2016a).

Another complicating factor is that TP also enters freshwater systems through several other pathways. A TP mass-balance approach based on collected field data was used to model and compare the relative contributions of TP into Lake Wolsey from the open-cage aquaculture site and from non-point (watershed and tributaries) and other sources (e.g., groundwater, dwellings, etc.) in and around the lake (Milne 2012; Milne et al. 2017). The study found that non-point sources contributed the highest amount of TP (40%) to the lake, which was followed by the aquaculture facility (32%) and lesser contributions from the remaining sources. Diep and Boyd (2016b) found that non-point sources contributed 49% of TP in Lake Wolsey, whereas the fish culture site accounted for 45% of TP (both particulate and dissolved) released, which was higher than that found by Milne (2012).

Research studies that describe the recovery of the aquatic environment following closure of cage farm sites in freshwaters are few. After the closure of an open-cage fish culture site that operated for 6 years on Great La Cloche Island near Grassy Bay (North Channel), it took approximately 9 years for the site to recover through dispersion or assimilation of the particulate wastes (Milne 2008). However, fish waste deposits from the operation were confined to within 15 m of the former cage sites. During recovery, the depth of the sediment deposits at the site decreased by approximately 3 cm/year over a 6-year period.

Lac Heney in western Québec experienced a period of eutrophication in the 1990s resulting from an aquaculture operation comprising 28 large tanks (not net pens) raising trout on a tributary of the lake, which discharged directly into a small bay. It was estimated that the facility contributed approximately 40% of the annual external P input into the lake; however, because of the low flushing rate, much of the P was retained in the lake and precipitated into the sediments (KAL 2018). After closure of the farm in 1999 by the Québec government, TP levels remained at 22-25 µg/L up to 2007 (Golder 2016). A massive remediation program was undertaken in 2007 by adding iron chloride (FeCl<sub>3</sub>) to couple the reactive iron (Fe<sup>3+</sup>) with P into an insoluble, settleable complex. Average TP was reduced in 2008 to 11 µg/L but had increased to 16 µg/L in 2013, and then declined again to 14 and 9 µg/L in 2014 and 2015, respectively (Golder 2016). By 2017, the average TP level was about 11 µg/L (KAL 2018). However, as previously discussed, yearly average values are misleading because TP levels will vary considerably with season and depth (e.g., Clerk 2002; Hamblin and Gale 2002; Golder 2016; KAL 2018).

A paleolimnological approach was used to assess water quality changes in the La Cloche Channel, North Channel, before and after open-cage aquaculture operations (Clerk et al. 2004). Specifically, the investigators assessed the changes in chironomid midge larvae (order: Diptera, family: Chironomidae) and diatoms (class: Bacillariophyceae) within the strata of sediment cores taken from the channel. Clerk et al. (2004) demonstrated taxonomic shifts in both chironomid and diatom assemblages in the sediments and concluded that these shifts indicated significant changes in bottom-water oxygen conditions and open-water nutrient levels, respectively, which are consistent with eutrophication.

In another before-after study, Karakoca and Topçu (2017) found that TP values in the sediments of a Turkish reservoir supporting Rainbow Trout cage culture were 8.8 µg/L and 9.1 µg/L before and after the 7-month active operational period, whereas soluble reactive P in sediment pore water increased from 3.35 to 11.04 µg/L. The investigators concluded that Rainbow Trout cage culture in the reservoir had no negative effect on sediment quality. However, samples were obtained one time only just before and just after

the production period at 110 m depth, and there appeared to be no follow-up assessment.

In Minnesota, Axler et al. (1996) examined water quality parameters over 6 years in two abandoned, freshwater mine pit lakes used for net-pen aquaculture of Rainbow Trout and Chinook Salmon (*Oncorhynchus tshawytscha*). In those lakes the dispersion of fish fecal wastes and uneaten feed into previously oligotrophic lake water resulted in expected increased levels of P and N, increased deposition of sediment, and depletion of DO content compared with pre-aquaculture conditions and unused mine pit lakes. Trophic state indices (a function of means of three components based on TP, chlorophyll *a*, and Secchi disc depth) that Axler et al. (1996) used indicated a clear shift from oligotrophic status to a more eutrophic one in the aquaculture lakes relative to the reference lakes. In that study, TP levels, compiled from existing databases, in the reference lakes remained <10 µg/L, whereas those in the two aquaculture lakes were noticeably higher and occasionally as extremely high as 100 and >200 µg/L, respectively.

The inshore waters along the coast of eastern Georgian Bay should not be considered representative of Lake Huron proper and would not necessarily be very well suited for the expansion of open net-pen aquaculture. Unlike the deep offshore waters of western Georgian Bay and Lake Huron that are physically and chemically uniform, most of the waters in coastal regions of eastern Georgian Bay are relatively shallow and water chemistry is variable. Water temperatures are generally warmer, and water chemistry is different because of the underlying bedrock (Schiefer 2017). Sedimentary limestone underlies the western Georgian Bay basin and waters around Manitoulin Island, whereas Precambrian igneous and metamorphic bedrock underly the waters of the eastern archipelago and along the north mainland shore of the North Channel (Fuller et al. 1995; Eyles 2017b). Inshore areas along the eastern coast are more sheltered, comprise a myriad of many small to medium-sized islands, and as a result, water circulation is more complex and restricted (Schiefer 2017). Thus, these waters would be expected to have a relatively low flushing rate compared with open water and correspondingly slower removal of nutrients such as P.

### Changes in Algae and Algal Communities

Open-cage freshwater aquaculture operations raising Rainbow Trout and Atlantic Salmon (*Salmo salar*) smolts are well established in the small lakes (lochs) in the highlands of Scotland (Franklin et al. 2012). One such cage culture operation in Loch Fad, a 71-ha lake in Scotland with a production of up to 300 tonnes of trout annually, showed many signs of eutrophication, including frequent dense blooms of cyanobacteria (Stirling and Dey 1990). Phosphate levels over 12 months, measured as orthophosphate, were 43-46 µg/L at the control site, which the investigators indicated was 4-5 times higher than levels typical of oligotrophic waters, and 48-56 µg/L at the cage site, a 17% increase. Water quality and

algal species showed the lake to be highly eutrophic. Several species of green algae and five species of blue-green algae (cyanobacteria) were documented, but the blue-green alga *Microcystis aeruginosa* dominated the algal assemblage and may have limited other species by light attenuation (Stirling and Dey 1990). Light attenuation at the surface resulting from blue-green algae blooms can reduce the growth of green algae and macrophytes underneath, leading to significant surface accumulation of the cyanobacteria, major die-offs and deoxygenation, and exposure of toxins (e.g., microcystin) and other contaminants to farmed fish that can impair their market quality and saleability.

In Lake 375 in the Experimental Lakes Area (ELA), northwestern Ontario, TP concentrations increased 15-fold over a 4-year study, and phytoplankton biomass increased fourfold annually (Findlay et al. 2009). However, 10% of P remained in the water column; thus, the effective increase in available P was 2.5 times higher than pre-cage levels. The greatest increases in phytoplankton were observed during spring and fall turnover, as would be expected with the mixing of water and sediment during these periods. Phytoplankton blooms were dominated by dinoflagellates and chrysophytes in spring, and biomass remained high. In late summer and fall, biomass shifted to two diatom species and the cyanobacterium *Chroococcus limneticus*. The dominant phytoplankton in the metalimnion in early summer was dominated by *Pseudoanabaena galeata*, another blue-green alga. The investigators concluded that as a result of the experimentally high stocking rate in the cage and the 5-year retention time in the lake, there was a significant impact on water quality, and further suggested that the aquaculture effects will be cumulative with additional deterioration in water quality.

Although the TP levels in open waters of Georgian Bay are presently very low (ca. 2 µg/L), nearshore or inshore waters remain at levels more typical for oligotrophic systems (e.g., between 4 and 10 µg/L), and TP inputs from cage farms could still have a profound localized effect on the biota. In Lake Wolsey, for example, TP values have been somewhat higher than Georgian Bay proper, ranging in the mesotrophic zone of 10-20 µg/L (Gale 1999; Hille 2008). Subsequently, Diep and Boyd (2016a) concluded that Lake Wolsey was a moderately productive system with concentrations of chlorophyll *a* ranging from 1.1 to 4.7 µg/L, although interannual variability was evident over the sampling period (chlorophyll *a* is often used as an indicator of phytoplankton standing crop and thus a proxy for primary productivity). Like TP levels, chlorophyll *a* concentrations increased from spring to fall in the lake.

Conditions in Lake Wolsey around the cage site led to a proliferation of filamentous green algae, diatoms, and microcystin-producing cyanobacteria, including a bloom of blue-green algae (dominant species: *Phormidium autumnale*) in a nearshore area of the lake (Hille 2008). Many species of blue-green algae, such as *Microcystis* sp., which is common in the

Great Lakes (Paerl and Paul 2012), can be a nuisance or even toxic to cultivated fish, livestock, pets, and humans. However, levels of the toxin, microcystin, in general were low in Lake Wolsey compared with those in the ELA lakes monitored (Lakes 239, 373 and 375) (Hille 2008), which may be a function of lake size as Lake Wolsey is 100 times larger than the ELA lakes. However, Hille (2008) concluded that it was difficult to separate the effect of aquaculture on the natural biotic community in Lake Wolsey because of effects from other disturbances such as previous cottage and farm development, the presence of invasive Round Gobies (*Neogobius melanostomus*) and the spiny water flea (*Bythotrephes cederstroemi*), and the existing high densities of zebra mussels (*Dreissena polymorpha*), which colonized most surfaces from ~1 to 10 m depth in the lake. Although the presence of zebra mussels complicated epilithic algae sampling in Lake Wolsey in Hille's (2008) study, a cause-effect relationship was not established between the nutrients from the net-pen facility and concentrations of zebra mussels in the lake.

Another major open-cage culture enterprise within a large freshwater lake in Canada is in Lake Diefenbaker, Saskatchewan, an artificial impoundment of the South Saskatchewan River. This operation also raises Rainbow Trout (anadromous steelhead variant) for the commercial market and was monitored to determine changes in the reservoir's phytoplankton community in proximity to the cages (Otu et al. 2017b). Spatial trends in diatoms, cryptophytes, and cyanobacteria between upstream and downstream locations in the reservoir were significantly related to distance downstream, but there was no evidence to indicate an effect from the fish culture site. Far greater interannual variability than spatial variability in phytoplankton biomass was apparent, possibly related to regional flooding and drought. However, Lake Diefenbaker is an in-river reservoir with a long fetch and an average flow-through of 200-300 m<sup>3</sup>/s (Hunter 2018). Moreover, Lake Diefenbaker has soft sandy banks that result in high shoreline erosion rates, which aid in the burial of any P that is not flushed out of the system.

## ***Part II. Effects of Cage Aquaculture on Aquatic Biota and Native Fishes***

### **Attraction of Fish and Changes in the Aquatic Biota around Open-Cage Farms**

The extensive review by Callier et al. (2018) documented the attraction of native fishes and invertebrates to open-cage aquaculture sites as a common and well-known outcome of farm presence in both freshwater and marine environments, although most studies reviewed were in the latter. Fish and other organisms will aggregate near cages to take advantage of (1) increased availability of food resources within the trophic web resulting from enhanced input of nutrients, and (2) the increase in habitat complexity (e.g., shelter, substrate, habitat for prey) provided by the floating cages (Callier et al. 2018).

### *Commercial Cage Culture in Georgian Bay and Lake Huron*

Five aquaculture sites on the north side of Manitoulin Island were assessed to determine the relationship between cage culture operations and native fish fauna (Johnston et al. 2010). Catches of native species were higher around cage sites than control reference sites, and catch ratios ranged from 2.10:1 to 2.26:1 for offshore sampling and 1.57:1 for sites sampled inshore. Species captured included Rainbow Smelt (*Osmerus mordax*), Spottail Shiner (*Notropis hudsonius*), Trout-perch (*Percopsis omiscomaycus*), Yellow Perch (*Perca flavescens*), Lake Whitefish (*Coregonus clupeaformis*), White Sucker (*Catostomus commersonii*), and Lake Trout (*Salvelinus namaycush*). Results of Johnston et al. (2010) indicated that open-cage culture altered the distribution of native fishes in the region, with the net effect being the attraction of wild fish to the cages; fish abundance was 1.5 to 2.3 times higher around cage sites than at reference sites.

Johnston et al. (2010) found that carbon and nitrogen stable isotope signatures (i.e.,  $\delta^{13}\text{C}$  and  $\delta^{15}\text{N}$ ; a method for tracking dietary signatures through trophic levels of the food web) did not differ significantly between biota sampled around cage sites and those from reference sites 1-2 km away, suggesting that dietary shifts did not occur and that direct consumption of fish culture wastes by native fauna was limited. Johnston et al. (2010) postulated a number of possible reasons for this lack of difference, in contrast to the changes observed in the Lake 375 studies described in the next section (Kullman et al. 2009), one being the size difference between the two water bodies. However, more recent studies using  $\delta^{13}\text{C}$  and  $\delta^{15}\text{N}$  signatures, particularly the latter, and fatty acid analyses did demonstrate that waste feed around Georgian Bay aquaculture sites subsidized natural food resources for native fishes (Johnson et al. 2018; Moore 2021). Native Fish that assimilated aquaculture feed from net pens had elevated positions within the trophic web and altered energetic profiles with higher proportions of essential fatty acids (Johnson et al. 2018). Similarly, results of Moore (2021) supported the “aquaculture feed subsidy” hypothesis by showing shifts in the stable isotopes and changes in fatty acid profiles in wild fishes consistent with consumption of aquaculture feed from the net pens. However, results across the three open-cage locations differed. One site exhibited strong support for food subsidization, whereas support from the other two sites was considerably weaker (Moore 2021).

### *Experimental Cage Culture in Lake 375, Northwestern Ontario*

An experimental Rainbow Trout cage culture operation in Lake 375 was carried out to assess the effects of intensive aquaculture on native fishes and fish communities in a small, oligotrophic water body (Rennie et al. 2019, and study-related papers therein). Approximately 10,000 Rainbow Trout were reared to market size annually for 5 years in a single aquaculture cage within the 23-ha lake to simulate a commercial cage culture operation, and the effects on water quality and aquatic biota were assessed during and up to 10 years after the experiment.

Minor but statistically detectable changes in zooplankton (crustaceans and rotifers) were evident, but overall, except for the freshwater opossum shrimp (*Mysis diluviana*, a planktonic crustacean and popular prey for pelagic fishes), zooplankton populations did not display appreciable changes (Paterson et al. 2010). In contrast, phytoplankton biomass increased fourfold every year in response to the increased nutrient input after the initiation of the cage culture operation and was particularly noticeable during spring and fall turnovers when chrysophyte and dinoflagellate algae biomass increased 12-fold (Findlay et al. 2009). Those investigators' findings suggest that the impact of a continued cage culture operation could be cumulative and further affect water quality.

Benthic invertebrate abundance was reduced by about 84% under the cage after 2 months compared with samples 45 m distant, and effects of the cage operation were observed beyond the perimeter of the cages to within 5 m after 13 months (Rooney and Podemski 2009). Invertebrate species richness was reduced under the cage, with the dominant taxa being chironomid midge larvae and nematodes (phylum: Nematoda), but beyond 5 m no appreciable difference in the invertebrate community was observed from that before production.

Populations of *Mysis diluviana* rapidly decreased by as much as 93% as a result of depressed hypolimnetic oxygen levels, and their densities remained low for several years (Paterson et al. 2011). Minnow species, i.e., Finescale Dace (*Chrosomus neogaeus*), Northern Redbelly Dace (*Chrosomus eos*), Pearl Dace (*Margariscus margarita*) and Fathead Minnow (*Pimephales promelas*), as well as Slimy Sculpin (*Cottus cognatus*) were observed to increase more than fivefold in numbers during aquaculture operations but decreased by 70-75% after production ceased (Kennedy et al. 2019). The results indicated that cage culture altered the distribution of wild fishes in this region. Shifts in stable isotopes ( $\delta^{13}\text{C}$  and  $\delta^{15}\text{N}$ ) in minnows and invertebrate fauna were more pronounced in the experimental lake with cage aquaculture than in reference lakes, indicating that aquaculture wastes became an increasingly important food subsidy for the minnows over the study span (Kullman et al. 2009).

During the production period, Lake Trout increased nearly twofold in abundance, size-at-age increased, and age of maturity decreased, quite likely in response to increased prey availability, such as increased abundance of the minnows and Slimy Sculpin, associated with increased nutrient loading of the system. The short-term stimulus of growth rates is not surprising given the increased nutrient input and primary production that would be expected to result from the cage culture.

However, Lake Trout numbers in Lake 375 rapidly declined post-production, and size-at-age returned to pre-production levels, probably because of food limitations as sculpin and

minnow abundance also declined after the operation ceased. Size-at-age of age-classes 2 and 3 declined sharply, annual survival was consistently below 1, and recruitment was consistently low after aquaculture ceased. Similarly, relative weight ( $W_r$ , an index of body condition) of Lake Trout increased during culture years, but then decreased again after production to pre-production levels (Kennedy et al. 2019). Based on analysis of stable isotope signatures ( $\delta^{13}\text{C}$  and  $\delta^{15}\text{N}$ ), an apparent food shift to nearshore resources was observed in Lake Trout in the fall after the dramatic decline in *Mysis* populations (Kennedy et al. 2019).

In comparison, White Sucker numbers declined dramatically during the aquaculture operation to their lowest level 2 years post-production, and some population metrics took many years to recover (Rennie et al. 2019). There was a decrease in overwinter survival of young-of-year (age-0) suckers as well as minnows. The precise reasons for the drop in White Sucker abundance were not clear, but one speculation was that competition for resources in nearshore habitats suppressed sucker growth rates to below the threshold necessary to survive over the winter. It was also suggested that the decline in White Suckers could possibly have been due to a limitation in community food availability, namely zooplankton. However, White Suckers are considered as bottom feeders (Scott and Crossman 1973), and they readily feed on benthic invertebrates such as chironomid larvae as well as zooplankton (Barton 1980). Although zooplankton densities, other than *Mysis*, remained similar throughout, initial minnow abundance increased.

Overall, the findings of Rennie et al. (2019) and colleagues (cited above) of these aquatic community changes suggest that cage culture operations may increase the carrying capacity for some fishes in the short term as a result of the increased nutrient input into the food web. However, there may be a cost to other members of the fish assemblage and other biota, which could have long-term effects on the ecological balance of the aquatic community. As a cautionary note, however, general results from small-scale experiments in lakes such as Lake 375 may not be applicable to very large lakes with highly complex ecosystems such as the Great Lakes (Schindler 1998).

### *Freshwater Salmonid Cage Culture Outside of Ontario*

Dual-frequency identification sonar (DIDSON) technology was used to assess the response of the wild fish community in Lake Diefenbaker to the presence of commercial Rainbow Trout cage farms, specifically to determine (1) possible differences in fish abundance before and after aquaculture development, (2) any alteration in habitat use of wild fish, and (3) attraction of wild fish to the cage facility (Enders et al. 2016). A significant increase in wild fish abundance, determined as DIDSON fish detections per unit effort (DPUE; number of fish  $\cdot 10 \text{ m}^{-3} \cdot 2 \text{ h}^{-1}$ ) occurred around the net cages before and after their installation. The average pre-cage DPUE was  $0.22 \pm 0.41$  (mean  $\pm$  SD) around the cages, and after cage installation the DPUE was 4.63, an approximately 20-fold increase (Enders

et al 2016). Fishes captured in gill nets near the cage sites included Cisco (*Coregonus artedii*), the most abundant species, followed in order by Walleye (*Sander vitreus*), Lake Whitefish, Yellow Perch, Goldeye (*Hiodon alosoides*), and a single Rainbow Trout. In a separate study, Lake Whitefish in the area surrounding the aquaculture facility used waste feed from the cages as a diet subsidy although other fishes did not (Prestie 2018). Lake Whitefish feeding on the pelleted fish feed were larger in size and in better condition than those that were not; however, the effect was extremely localized and restricted to the immediate vicinity of the cages.

Several small-scale freshwater aquaculture operations exist in Québec in land-based raceways, tanks, and small ponds that raise Rainbow Trout as well as Brook Trout (*Salvelinus fontinalis*) and Arctic Char (*Salvelinus alpinus*), but provincial regulations now prohibit cage aquaculture in lakes in Québec (Seafood Watch 2024). In Québec's first natural lake cage culture site in Lac du Passage, DO levels were depleted in the vicinity of the cages due to respiration of the farmed fish. Zooplankton, most of which were *Daphnia* sp., were less abundant during summer in the area of the cages compared with control sites (Cornel and Whoriskey 1993). Similarly, in an Iranian freshwater reservoir, oxygen depletion occurred in the vicinity of the farms due to respiration of the caged Rainbow Trout, and decreased densities of *Daphnia* were documented around the farm sites over 4 years of study (Daniali et al. 2017). In either case, no changes in the already-low numbers of benthic invertebrates were detected. In an oligotrophic reservoir in Turkey, zooplankton abundance (>90% rotifers plus cladocerans and copepods) was highest around Rainbow Trout cage sites compared with reference sites in all months of a study (Demir et al. 2001). Also, the abundance of four benthic faunal groups—gastropods, dipterans, oligochaetes, and crustaceans—was also highest below the cages.

Similar to that of Lake Trout in Lake 375, the growth rate of native Brown Trout (*Salmo trutta*) and stocked Rainbow Trout was higher in freshwater lochs in Scotland with Rainbow Trout farm cages than in those without, and the growth of Roach (*Rutilus rutilus*) assessed before and after the establishment of the cages also showed a significant increase after trout farming began. The observed stimulation of growth after the introduction of cages was attributed to fertilization of the water body, thereby increasing eutrophication leading to greater production of food resources and/or fish feeding on uneaten waste food pellets from the cages (Phillips et al. 1985). However, like Rennie et al. (2019) and colleagues' experimental studies in Lake 375, Phillips et al. (1985) stressed the importance of gaining more scientific information to understand the relationships and behavioural interactions between farmed Rainbow Trout and native Brown Trout to assess possible long-term effects relative to food availability, and the environmental impacts of salmonid cage culture in general for proper development of the Scottish industry.

## Interaction of Cage Culture with Mussels

Dreissenid mussels (i.e., zebra and quagga mussels), particularly the quagga mussel (*Dreissena bugensis*), are now considered as the major regulatory mechanism for cycling P in the Great Lakes, and presently act as a “benthic sink” or reservoir for P (Li et al. 2021; Vanni 2021). While some P extracted from the water column by the mussels is returned to the water and sediments via excretion and decomposition, the largest fraction goes toward their growth and proliferation (Figure 2).

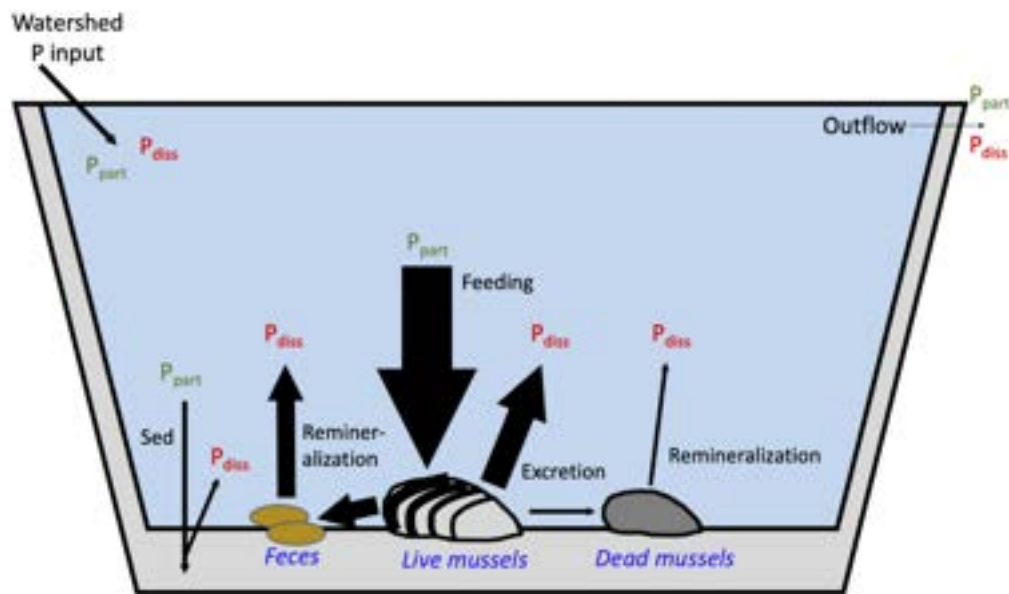


Figure 2. Diagram illustrating the impacts of dreissenid mussels on P fluxes in the Great Lakes (i.e., Lake Michigan). The widths of the arrows correspond to the relative magnitudes of annual P fluxes; uptake of P via feeding represents the largest flux, and the outflow from the lake (i.e., to Lake Huron) is the smallest (from Vanni 2021).

Adult dreissenid mussels are basically sessile organisms, but the mussel larvae, or veligers, are microscopic (typically 70-200  $\mu\text{m}$ : Benson et al. 2023a) and free-floating, and therefore are easily transported by currents. They can rapidly colonize new stable substrates where they settle as juveniles and filter-feed primarily on algae (Benson et al. 2023a, 2023b). Thus, it is conceivable that post-settlement mussel growth would be favoured by enhanced P input from open-cage fish culture that could stimulate proliferation in algae production. Anderson et al. (2015) speculated that if open-cage aquaculture sites were established in Michigan waters of the Great Lakes, dreissenid mussels would cause a nuisance to nearshore farms by taking advantage of nutrient-enriched phytoplankton production around the cages, thus leading to their proliferation, as well as colonizing and fouling net structures and mooring systems. However, despite anecdotal reports, a cause-effect relationship between dreissenids and aquaculture

facilities has not been substantiated or examined definitively relative to open-cage sites in Georgian Bay and the North Channel. Dreissenid mussel populations in eastern Georgian Bay are considered relatively low at mostly <1,000/m<sup>2</sup> compared with Lake Huron proper and the lower Great Lakes (Krievins 2018).

Although published studies that demonstrate interactions specifically between salmonid cage farms and dreissenid mussels in temperate freshwaters of Ontario or elsewhere are lacking, the interaction of other non-dreissenid mussels and net-pen aquaculture has been investigated in several other environments and with other species (e.g., Soto and Mena 1999; Cook et al. 2006; Tiemann et al. 2011; Musig et al. 2013; Callier et al. 2018; Sicuro et al. 2020). Certain mussels can create problems at open-cage sites by physically fouling the cages and altering benthic biodiversity, but as filter-feeders they have been found to also help reduce P levels in the water column.

For example, the attraction of golden mussels (*Limnoperna fortunei*), an unrelated but also invasive mollusc, to freshwater open-cage facilities was documented in Brazil, possibly in response to the greater food availability at the cage site (Ayroza et al. 2019). Although the facility raised warmwater Nile Tilapia (*Oreochromis niloticus*), not salmonids, Ayrozo et al. (2019) cautioned that other molluscs may be favoured by aquaculture activities in aquatic environments. The inadvertent introductions of the golden mussel, which has a similar filter-feeding behaviour and life history as the zebra and quagga mussels, have caused widespread devastating ecological impacts in freshwater systems in South America (Moutinho 2021). Although the risk of this highly invasive species becoming established in the Great Lakes is presently deemed low (Mackie and Brinsmead 2017), it is prohibited in Ontario under the Invasive Species Act (OFAH/OMNRF 2021).

### Fish Escapes from Open-Cage Aquaculture

The impacts of both intentional and inadvertent fish introductions on wild fishes have been well known for decades and include the decline and extirpation, reduced growth and survival, and changes in community structure of native fish populations through mechanisms of: (1) competition, (2) predation, (3) inhibition of reproduction, (4) environmental modification, (5) transfer of pathogens, and (6) hybridization (Moyle et al. 1986). There is also concern about potential genetic effects of domesticated stocks on native and feral wild conspecifics resulting from interbreeding, such as the reduction or loss of genetic diversity within and among populations and the reduction or loss of genetic fitness (Waples et al. 2012). These genetic risks can be mitigated using sterile fish for aquaculture and stocking by inducing triploidy in the eggs shortly after fertilization or applying various other methods to prevent interbreeding (Donaldson and Devlin 1996; Benfey 2001, 2015).

The possible effects of introduced Rainbow Trout on native fishes in Ontario and elsewhere was reviewed extensively (Kerr and Grant 2000), with the major perceived threat being on native Brook Trout and naturalized Brown Trout through competition for food and habitat. Unfortunately, fish escapes from cage farm operations are common and inevitable. Data provided to OMNRF by operators indicate that approximately 1.37-1.38 million Rainbow Trout of various sizes had escaped from net pens in aquaculture operations in Georgian Bay and the North Channel between 1996 and 2020 (OMNRF, unpublished data). Most of the escapes were the result of storm damage to the cages. No escapes were reported in 2021-22, but 10,000 undersized fingerlings escaped through the cage mesh at one site in 2023 (OMNRF, unpublished data).

An experimental release of cage-reared Rainbow Trout into Lake 375 was monitored using telemetry of radio-tagged fish (Blanchfield et al. 2009) to assess the behaviour of escapees. Fish dispersed quickly and lateral movements were extensive, initially covering most of the lake. However, significant numbers of escapees stayed in nearshore waters <25 m from shore and in the upper few metres, and many were found in close proximity to the cages during operations. The released trout did not appear to survive beyond 3 years. Similarly, Negus and Hoffman (2013) found that two different strains of Rainbow Trout (steelhead and Kamloops) stocked into Lake Superior were also surface-oriented and spent most of their time as adults in the upper 2 m during the 2-year monitoring period.

A follow-up study in Lake 375 examined the movements of radio-tagged Rainbow Trout post-release to simulate escapes from cages after aquaculture operations had ceased (Charles et al. 2017). Native Lake Trout were also radio-tagged to determine behavioural interactions between the two species. During the aquaculture production phase, Rainbow Trout escapees lingered around the cages (23%), but were not observed often (2%) after production ceased. Lake Trout, however, did not appear to be attracted to the cages during either period (~1%). Presumably, Rainbow Trout remained around the cages during operations to take advantage of the waste feed subsidy and then dispersed to nearshore regions in search of prey afterwards. Thus, farmed, domestic-strain Rainbow Trout and native Lake Trout interactions in Lake 375 appeared to be limited.

A study similar to that in Lake 375 to mimic post-release behaviour of escapees was conducted later to monitor Rainbow Trout released around open-cage sites in the North Channel using ~1-kg fish either radio-tagged or marked with external tags (Patterson and Blanchfield 2013). As in the Lake 375 study, the trout dispersed quickly, and released fish were detected in nearshore waters. But after the initial dispersal the majority returned to the general area of the release site, although some returned after more than 3 months away and some never returned. Survival appeared to be about 50% after 3 months, with mortality apparently due to bird predation and angling.

Patterson and Blanchfield (2013) determined that 9.7% of the tagged, cage-farmed Rainbow Trout in the North Channel were caught by anglers within 31 months. Angled fish were caught mainly in nearshore areas or around cage sites, but some were occasionally found in tributary rivers as far away as Lakes Huron and Michigan. For example, escapees from the Lake Wolsey aquaculture site travelled as far as 360 km (Patterson 2010). The findings indicate that, like their naturalized conspecifics, escaped Rainbow Trout are able to undertake long migrations and move into lake and river habitats occupied by native fishes.

The studies of Blanchfield et al. (2009) and Patterson and Blanchfield (2013) suggest that Rainbow Trout escapees can adapt quickly to the natural prey found in higher abundance around cage sites. A higher growth rate of escaped fish and their proximity to nearshore habitats could have a negative impact on food resources and fish communities in those habitats.

Mature, adult, domestic-strain Rainbow Trout escapees from North Channel aquaculture sites were subsequently sampled from spawning tributaries (Johnston and Wilson 2015). Domestic Rainbow Trout comprised around 80% of the trout sampled from tributaries near cage sites but <20% of Rainbow Trout from distant spawning sites. Domestic-strain Rainbow Trout were in spawning condition (e.g., ripe gametes) in both spring and fall. Growth rates of female trout were similar to their naturalized counterparts, but domestic males grew more slowly. Based on  $\delta^{13}\text{C}$  and  $\delta^{15}\text{N}$  analysis, both strains were inferred to be similar in their food selections. Johnston and Wilson (2015) concluded that “domestic-strain Rainbow Trout of cage culture origin can survive, grow and attempt to spawn in northern Lake Huron and have the potential to compete for food, mates and spawning habitat with naturalized Rainbow Trout.”

Two lakes on Vancouver Island, Lois Lake and Georgie Lake, have supported open-cage salmonid aquaculture operations. Although technically freshwater lakes, both had access to the marine environment via coastal streams. Concerns in British Columbia on the possible effect of introduced Atlantic Salmon escapees on wild fish communities prompted field surveys to assess the presence and distribution of this introduced species in these lakes and coastal streams (Lough et al. 1997). In Georgie Lake, juvenile Atlantic Salmon comprised 11% of their samples, whereas the remaining 89% of the samples consisted of native Coastal Cutthroat Trout (*Oncorhynchus clarkii*) and Dolly Varden (*Salvelinus malma*). Their assessment indicated that the escaped Atlantic Salmon were capable of surviving and successfully feeding in Georgie Lake (Lough et al. 1997). In Lois Lake, 78% of the fish sampled were Coho Salmon (*Oncorhynchus kisutch*) and Atlantic Salmon that escaped from the fish culture facilities; most (76%) were Coho Salmon and 2% were Atlantic Salmon. Lough et al.'s (1997) results suggested that the escapees profoundly altered the Lois Lake ecosystem.

Studies in Scotland have reported numbers of Rainbow Trout escaped from cages of up to 5% of the total aquaculture production in lochs and, as a result, a sport fishery for Rainbow Trout is now well established. Like those in Ontario, tagging studies of stocked trout in Scotland suggest that Rainbow Trout escapees disperse widely and rapidly after release, but their eventual distribution is limited to the vicinity of the cages in order to either congregate around the physical structure or take advantage of nutrient-enhanced benthic and zooplankton resources (Phillips et al. 1985). Similarly, Carss (1990) found in a fisheries survey adjacent to fish cage sites in a freshwater loch that most fish captured were Rainbow Trout, presumably escapees from the cages since many of the captured trout had pelleted feed in their stomachs. Despite the widespread occurrence of Rainbow Trout in these systems, there was little evidence of populations becoming self-sustaining and no evidence of escapees having an adverse effect on native Brown Trout, although the data appear scant.

Several studies conducted in southern Chile where marine and freshwater culture of introduced salmonids is widespread have shown a strong positive relationship between the magnitude of salmonid production in freshwater facilities and the relative abundance of free-living escapees, including Coho and Chinook Salmon, Atlantic Salmon, and Rainbow Trout, in lakes (five references in Sepúlveda et al. 2013). The evidence reviewed by the investigators suggests that the introduced salmonids have had detrimental impacts on native fishes in lakes as well as other ecosystems and stated that “more research is needed to identify and develop reliable indicators to estimate the impact of escapees at the ecosystem level in both marine and freshwater systems” (Sepúlveda et al. 2013).

### Transfer of Pathogens from Open-Cage Sites to Native Fishes

Many review papers have documented and/or discussed the transmission of pathogens from aquaculture facilities to native fish stocks (e.g., Peeler and Murray 2004; Johansen et al. 2011; Gardner et al. 2014; Bouwmeester et al. 2021) and methods for their detection and control (e.g., Bruno and Ellis 1996), but most studies in temperate waters have focused on marine operations. In most aquaculture operations, fish are held in confined spaces at high densities, sorted and graded, handled routinely, and often transported, all of which are physiologically stressful to the fish, which can compromise their immune systems and thus render them susceptible to disease (Barton and Iwama 1991; Barton 2000). Disease outbreaks typically require three major factors to occur—presence of both (1) the pathogen and (2) a suitable host, but also (3) environmental conditions conducive to the host’s susceptibility to the pathogen; e.g., high density, poor water quality, stress. A simple Venn diagram has been used often in the literature to illustrate the overlapping of these three factors needed to ultimately result in the occurrence of disease (Figure 3).

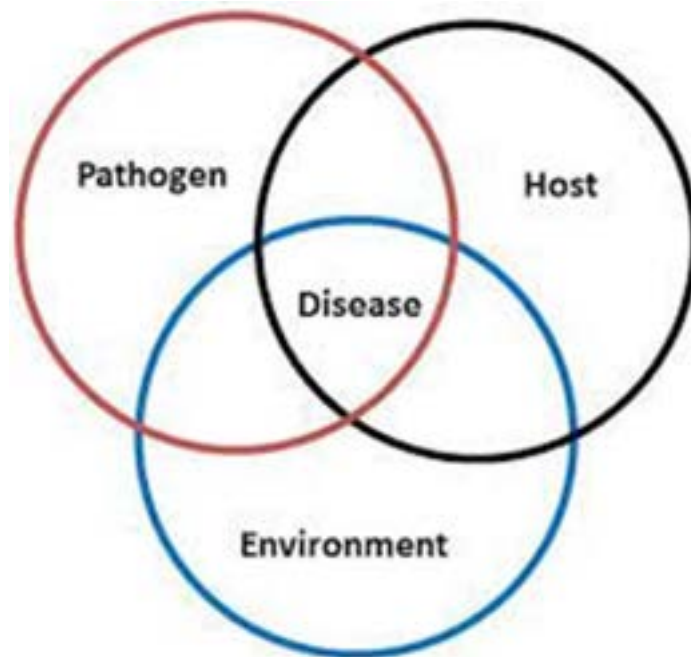


Figure 3. Venn diagram illustrating the relationship between host, pathogen, and environment conducive to a disease outbreak.

Disease problems can arise when fish reared in artificial environments become infected with a pathogen, possibly from wild origin, and are then released or escape back into the wild to potentially infect native fishes (Peeler and Murray 2004). In their review of pathogen transmission from net-pen escapees to wild fish stocks, Arechavala-Lopez et al. (2013) described six possible pathways in their “transmission triangle” by which pathogens (i.e., viruses, bacteria, and parasites) from cage-farmed fish could be transferred and/or interact with native fishes. Two pathways of concern to Georgian Bay fish populations are: (1) pathogens from stocked, caged fish infecting native fish directly, and (2) dispersion of infected farmed fish to native fish habitats including food webs.

Several viral, bacterial, and parasitic pathogens that cause disease are present in Great Lakes waters, and more than 200 pathogens have been isolated from Great Lakes fish populations (Riley et al. 2004). Some fish diseases (and their causative agents) of concern to Great Lakes salmonids, including in Georgian Bay and North Channel, that could possibly transfer from salmonid aquaculture are: (1) viral hemorrhagic septicemia (VHS; VHS virus), (2) infectious pancreatic necrosis (IPN; IPN virus), (3) bacterial coldwater disease (BCD; *Flavobacterium psychrophilum*), (4) columnaris (*Flavobacterium columnare*), (5) bacterial gill disease (BGD; *Flavobacterium branchiophilum*), (6) furunculosis (*Aeromonas salmonicida*), (7) bacterial kidney disease (BKD; *Renibacterium salmoninarum*), (8) enteric redmouth disease (ERM; *Yersinia ruckeri*), (9) whirling disease (*Myxobolus cerebralis*, a protozoan parasite) (Anderson et al. 2015), (10) lake trout

herpesvirus (salmonid herpesvirus-3) (Shavaliier et al. 2020), and recently (11) lactococcosis (*Lactococcus garvieae*, *L. petauri*) (Snyman et al. 2020; LePage 2024).

Previously BCD, BGD and columnaris have been diagnosed in Ontario aquaculture (OAHN 2017a, 2019). Although not stated, these diagnoses do not appear to have been from cage-reared fish. Bacterial isolates from 55 fish (species not mentioned) surveyed from commercial aquaculture facilities and provincial hatcheries in Ontario detected mainly *Flavobacterium* spp. (54.5% of specimens) and *Aeromonas* spp. (29.1%, mostly *A. salmonicida* and *A. hydrophila*), as well as lesser frequencies of other bacterial pathogens including *Edwardsiella* spp., *Streptococcus* spp., *Vibrio* spp. and *Yersinia* spp. (OAHN 2017b). Outbreaks of both BGD and nodular gill disease (NGD; putatively *Cochliopodium* sp.), a parasitic infection, have occurred in Rainbow Trout recently in commercial aquaculture in Ontario, but these were in fingerlings from hatchery raceways and not from open cages post-stocking (Snyman et al. 2019).

In late summer 2020 lactococcosis was detected and diagnosed in Rainbow Trout from an open-cage fish culture facility in Georgian Bay and is the first documented outbreak of this disease in Ontario farmed fish (Snyman et al. 2020). The causative pathogen was initially diagnosed as *L. garvieae*, but after further, more refined testing, the present *Lactococcus* isolate in Ontario now appears to be *L. petauri* (LePage 2024). In the last few years, outbreaks of lactococcosis in Rainbow Trout have occurred elsewhere internationally, in which *L. garvieae* was isolated and characterized as the causative agent (Shahi et al. 2018; Karami et al. 2019; Ortega et al. 2020; Radosavljević et al. 2020). The origin of this bacterium in the USA and Canada is not clear, but a lactococcosis outbreak occurred in 2016 at a commercial Rainbow Trout farm in the Pacific Northwest, USA, from which the genome sequence of *L. garvieae* was described (Nelson et al. 2016).

In California where major lactococcosis outbreaks in 2020 caused severe mortalities of hatchery salmonids, the causative agent was first identified as *L. garvieae* (Shahin et al. 2021), but was later attributed to *L. petauri*. A recent study of four lakes nearby to the sites of the initial hatchery outbreaks, *Lactococcus* spp. bacteria were detected in Largemouth Bass (*Micropterus salmoides*) and Bluegills (*Lepomis macrochirus*) from three of the four lakes (Abraham et al. 2023). Rainbow Trout challenged with three closely related strains of *Lactococcus* (*L. petauri*, *L. garvieae*, and *L. formosensis*) exhibited cumulative mortality of 64.9% after 14 days of infection with *L. petauri*, but only 0% and 7.5% with *L. garvieae* and *L. formosensis*, respectively (Abraham et al. 2023). Challenged Largemouth Bass showed no signs of infection. The findings demonstrate further support for *L. petauri* as the causative agent of lactococcosis in Rainbow Trout in Ontario in 2020.

Lactococcosis can cause significant losses in farmed freshwater salmonids, particularly Rainbow Trout, as well as in marine fishes when water temperatures rise above 15°C.

The pathogen is resistant or only moderately susceptible to antibiotics such as oxytetracycline (Vendrell et al. 2006; Meyburgh et al. 2017), and managers are turning to vaccination by injection or immersion to control the disease.

Studies that demonstrate the direct transfer of *Lactococcus* from cultured fish to wild fish stocks are very limited. In the California study in which Largemouth Bass and Bluegills from lakes nearby the affected hatcheries tested positive for *Lactococcus* spp., the bacteria were also found in soil samples from all lakes (Abraham et al. 2023). When native fishes in the UK were experimentally exposed to *L. garvieae* via effluent water from tanks that held infected Rainbow Trout, Grayling (*Thymallus thymallus*) experienced 37% mortality, but other salmonids and cyprinids (minnows) were less susceptible (Algöet et al. 2009). However, wild fish in their native habitat are not subjected to the same stressors associated with high-density confinement, which are conducive to infection, as are farmed fish. Thus, the probability of transmission of this pathogen to wild stocks may be low.

Another pathogen of concern is viral hemorrhagic septicemia virus, or VHS virus, which is listed by the province of Ontario. The VHS virus was first detected in fish in Lake Ontario in 2005 and is now present in Lakes Huron, Erie, and Simcoe (OMNR 2025). It is highly infectious and often lethal to several Great Lakes fish species (Bain et al. 2010).

At this point, evidence to indicate horizontal transmission of any pathogens in open-cage fish stocks to native wild fishes in freshwaters is lacking.

### Release of Antibiotics and Other Chemicals from Cage Culture

The release, fate, and environmental effects of antibiotics and other chemicals, i.e., disinfectants, anesthetics, and hormones, used in Canada were reviewed very thoroughly by Scott (2004). Scott (2004) covered 16 databases and reviewed 121 studies pertaining to Canada published since 1990; thus, those findings do not need to be reiterated. Most of the literature reviewed by Scott (2004) involved marine aquaculture systems.

Unfortunately, studies examining chemical usage in freshwater open-cage aquaculture were limited, and only two reports were specific to Canadian freshwater aquaculture; however, that review was conducted 20 years ago. As Scott (2004) stated, differences in the physical and chemical characteristics of the water and bottom substrates preclude the ability to make direct comparisons of freshwater systems with their marine counterparts.

A survey of drug use in Ontario aquaculture facilities by Thorburn and Moccia (1993) indicated that many trout growers appeared to have used chemotherapeutants on their fish only rarely, although 26% of farmers felt that disease had important economic consequences for production. However, the survey found that only a few sites were completely therapeutant-free, and a few operators apparently used chemotherapeutants

frequently. Thorburn and Moccia's (1993) survey was conducted at a time before open-cage fish culture became prevalent in the mid-1990s (Moccia and Bevan 2017), so would have been restricted to land-based operators; thus, it is unlikely that any cage farm operators were included in the survey.

Only five antibiotics are currently approved for use in food fish in Canada: oxytetracycline, florfenicol, erythromycin, sulfadimethoxine, and sulfadiazine (Jonah et al. 2024). Three drugs are used in Ontario—oxytetracycline, florfenicol, and sulphadimethoxine—and the latter sulpha drug was scheduled for phase-out in 2018 (OAHN 2017b). Similarly, oxytetracycline, florfenicol and sulphadimethoxine/ormetoprim are the only antibiotic medications approved for aquaculture in the USA (Trushenski 2019). Other chemicals, such as fungicides (e.g., formalin, hydrogen peroxide), disinfectants and anaesthetics, frequently used in hatcheries are not likely to be used on fish in a freshwater open-cage environment.

Oxytetracycline is one of the most commonly used antibiotics in open-cage fish culture and hatcheries globally and is generally applied via medicated feed. This drug is the most widely used antibiotic in Canadian aquaculture (Sheppard 2000). Rasul and Majumdar (2017) indicated that oxytetracycline is poorly absorbed through the intestinal tract of fish and thus should be administered at a relatively high dosage rate to be effective (e.g., 100-150 mg/kg fish per day for 10-15 days). In Canada, a prescription is required for oral administration of oxytetracycline for dosages above 75 mg/kg fish per day.

There are three pathways by which a therapeutant, such as oxytetracycline, can get into the environment: (1) medicated feed presented to fish may not be eaten and end up in the water column or on the bottom; (2) the therapeutant may leach from the feed before the feed is eaten or reaches the bottom; or (3) the feed may be eaten but unabsorbed therapeutant is released via feces or urinary waste (Scott 2004).

At that point, the chemical can be ingested by other fishes or invertebrates and enter the food web, or can accumulate and persist in the sediments. Several studies cited in Scott (2004) suggest that the majority of antibiotic used for treatment passes through the gastrointestinal tract of fish unabsorbed and enters the environment (e.g., sediments) in an active form and may represent a significant, longer-term exposure risk. If the pathogen is persistent, overuse of therapeutants can lead to resistance (Scott 2004; Miranda et al. 2018), making future control or management of the pathogen problematic (Watts et al. 2017). Because of the high cost, however, fish culturists are likely to be prudent and conservative in their use of antibiotics or other chemotherapeutants.

Since Scott's (2004) review, there have been several reviews published on the use and fate of chemotherapeutants in aquaculture, chiefly oxytetracycline and other antibiotics.

Again, these reviews focus on marine aquaculture, such as sea-cage operations with salmon. There still remains little research information for temperate, freshwater, cage-culture systems on this topic and a paucity of such information in Canada. Axler et al. (1996) measured concentrations of therapeutants and other chemicals in abandoned mine pit lakes used for salmonid cage culture in Minnesota in the context of suitability for a public drinking water supply. Maximum whole-lake concentrations of oxytetracycline, the most widely used therapeutant in culture facilities, remained <0.2 mg/L over the 5-year study period, which were two to three orders of magnitude below state drinking water guidelines (Axler et al. 1996). The authors concluded that the use of the chemicals at the cage sites were “unlikely to result in unacceptable levels of these additives” for human health.

### ***Suggested Future Research Topics***

In summary, there are several pathways and mechanisms by which water quality and the native aquatic community can be affected by open-cage culture of salmonid fishes in temperate freshwaters. As discussed previously, the major of these is the release of nutrients, specifically P, into the aquatic environment. Although extensive for marine systems, research on the following topics is still limited for cage aquaculture in freshwaters. Future research focused on environmental effects from aquaculture in Georgian Bay and the North Channel could address any of these suggested topics (*not* in order of priority):

#### Water Quality, Nutrient Loading, and Primary Production

- Extent of water exchange and/or movement under nearshore floating cages.
- Horizontal distribution, fluctuations, and seasonal changes of nutrients, especially phosphorus, at and around cage sites.
- Seasonal assessment of vertical profiles of phosphorus concentrations during ice-free conditions, including during spring and fall turnovers.
- Water quality and algal monitoring at past and existing cage farm sites using underwater autonomous vehicle (AUV) technology.
- Seasonal extent of oxygen depletion and incidents of hypoxia and anoxia in the water column throughout the year.
- Internal loading of P into the water column from sediments underlying recently decommissioned open-cage aquaculture sites using modern observational and mathematical techniques.
- Time course of recovery of sediments, sediment chemistry, and sediment biota around cage farm operations to pre-cage natural levels after cessation of operations.

- Evaluation of lake remediation efforts (e.g., aeration, ferric chloride addition, dredging, capping) following recent closure and abandonment of cage farm facilities.

### Algae and Invertebrate Aquatic Biota

- Thorough quantification and identification of planktonic and epilithic green algae and cyanobacteria (blue-green algae) under and around cage sites.
- Water sampling where blue-green algae are present to detect possible presence of microcystins or other toxic substances.
- Thorough quantification of benthic fauna around aquaculture sites and their recovery after cessation of operations.
- Short-term and long-term changes in the zooplankton community at and around cage facilities.
- Potential attraction of dreissenid mussels to nutrient-enhanced increased primary productivity around open-cage sites.

### Fish and Fish Communities

- Spatial distribution of native fish assemblages attracted to cages by means of dual-frequency identification sonar (DIDSON) technology.
- Effect of fish culture wastes on food habits and diets of native fishes and other biota using stable isotope analysis.
- Distribution and persistence of Rainbow Trout escapees from open-cage sites in the natural environment.
- Escaped Rainbow Trout predation on native species and competition with native fishes for food resources at various life stages (e.g., eggs, young).
- Habitat overlap and other behavioural interactions between escaped Rainbow Trout and native fishes.
- Possible long-term impact of escapees on genetic variability and integrity of native fish stocks (e.g., feral Rainbow Trout) using DNA sampling techniques and analysis.
- Potential transfer of fish pathogens (viruses, bacteria, parasites) from domesticated fish to native fish populations during or after a disease outbreak.
- Inventory of usage of antibiotics and other chemotherapeutants in open-cage facilities to document what is used, where, and in what amounts.

- Fate of antibiotics and other chemotherapeutants following recent applications at cage sites in the natural environment and effects on native flora and fauna.

### ***Possible Research Study Initiatives***

Not surprisingly, GBA’s concerns regarding open-cage salmonid aquaculture are consistent with those expressed in previous reviews on the effects of this industry in temperate freshwaters of Canada, particularly the release of phosphates (TP) into the environment (e.g., Wildish et al. 2004; Yan 2005; Cantox Environmental 2006; Podemski and Blanchfield 2006; EC 2009; Otu et al. 2017a). Yan (2005) posed several questions related to the many concerns and perceptions about this industry in freshwaters that need to be addressed with research with respect to (among others):

- the influence of open-cage aquaculture on TP concentrations and the role of associated operational and limnological conditions,
- the rate and extent of water quality recovery where degradation has occurred but where open-cage operations have ceased,
- the appropriateness of mass-balance models to make predictions about the effect of increased loading of dissolved and particulate P on average TP concentrations in receiving waters,
- the effect of intensive open-cage fish culture on dissolved oxygen concentrations and the principal sources of biological oxygen demand.

The GBA Aquaculture Committee determined the most important of the suggested research topics emerging from the current review and established priority needs for research in Georgian Bay, which are grouped into three separate research initiatives as follows.

### **Initiative 1: Water Quality, Nutrient Loading, and Primary and Secondary Production**

Objective: Assess the effect of open-cage aquaculture on the dynamics of nutrients released into the environment and their impacts on water quality and on primary and secondary production.

Studies:

- Horizontal distribution, vertical profiles, fluctuations, and seasonal changes of nutrients (i.e., N and P) at and around cage sites.

- Quantification and identification of planktonic and epilithic green algae and cyanobacteria at and around cage sites.
- Quantification and identification of zooplankton at and around cage sites.
- Seasonal extent of oxygen depletion and incidents of hypoxia and anoxia in the water column throughout the year.

Depending on study design, aspects of these could incorporate AUV technology.

### **Initiative 2: Sediment Chemistry and Benthic Invertebrate Communities**

Objective: Determine the extent of accumulated P release into the water (loading) from sediments at former open-cage aquaculture sites, and the rate of recovery of sediments and the associated benthic invertebrate community.

Studies:

- Internal loading of P into the water column from sediments underlying recently decommissioned cage sites using modern observational and mathematical techniques.
- Time course of recovery of sediments, sediment chemistry, and benthic invertebrate communities around open-cage sites after cessation of operations.

### **Initiative 3: Fate of Escaped Fish from Open-Cage Aquaculture Sites**

Objective: Determine the effects of cultured fish escapees from cages on native fishes and the aquatic community.

Studies:

- Distribution and persistence of fish escapees in the natural environment.
- Escaped Rainbow Trout predation on native species at various life stages and competition with native fishes for food resources.
- Habitat overlap and other behavioural interactions between escaped Rainbow Trout and native fishes.

## References Cited

- Abraham, T., Y. Zeinab, E. Littman, K. Shahin, T.I. Heckman, E.M. Quijano Cardé, D.T. Nguyen, R. Hu, M. Adkison, T. Veek, K. Mukkatira, C. Richey, K. Kwak, H.H. Mohammed, C. Ortega, R. Avendaño-Herrera, W. Keleher, V. LePage, I. Gardner, T.J. Welch, E. Soto. 2023. Detection and virulence of *Lactococcus garvieae* and *L. petauri* from four lakes in southern California. *J. Aquat. Anim. Health* 35: 187-198.
- Algöet, M., A.E. Bayley, E.G. Roberts, S.W. Feist, R.W. Wheeler, and D.W. Verner-Jeffreys. 2009. Susceptibility of selected freshwater fish species to a UK *Lactococcus garvieae* isolate. *J. Fish Dis.* 32: 825-834.
- Anderson, E.J., J.M. Dettmers, J.S. Diana, K. McCormack, J.A. Morris, A.D. Scarfe, C. Stow, and R.A. Stein. 2015. Great Lakes net-pen commercial aquaculture: a short summary of the science. Report submitted to the Michigan Quality of Life group, including Michigan Departments of Agriculture and Rural Development, Environmental Quality, and Natural Resources, Lansing, MI.
- Arechavala-Lopez, P., P. Sanchez-Jerez, J.T. Bayle-Sempere, I. Uglem, and I. Mladineo. 2013. Reared fish, farmed escapees and wild fish stocks—a triangle of pathogen transmission of concern to Mediterranean aquaculture management. *Aquacult. Environ. Interact.* 3: 153-161.
- Axler, R., C. Larsen, C. Tikkanen, M. McDonald, S. Yokom, and P. Aas. 1996. Water quality issues associated with aquaculture: a case study in mine pit lakes. *Wat. Environ. Res.* 68: 995-1011.
- Ayroza, D.M.M.de R., C.F. do Carmo, A.F.N. Camargo, M.D. de Oliveira, and M.L. Petesse. 2019. Net cages enhance golden mussel (*Limnoperna fortunei*) larval density and condition factor. *Freshwat. Biol.* 64: 1593-1602.
- Bain, M.B., E.R. Cornwell, K.M. Hope, G.E. Eckerlin, R.N. Casey, G.H. Grocock, R.G. Getchell, P.R. Bowser, J.R. Winton, W.N. Batts, A. Cangelosi, and J.W. Casey. 2010. Distribution of an invasive aquatic pathogen (viral hemorrhagic septicemia virus) in the Great Lakes and its relationship to shipping. *PLoS ONE* 5(4): e10156. doi.org/10.1371/journal.pone.0010156 (online).
- Barton, B.A. 1980. Spawning migrations, age and growth, and summer feeding of White and Longnose Suckers in an irrigation reservoir. *Can. Field-Nat.* 94: 300-304.
- Barton, B.A. 1996. General biology of salmonids. Pages 29-95 in W. Pennell and B.A. Barton, eds. Principles of salmonid culture. *Dev. Aquacult. Fish. Sci.*, Vol. 29. Elsevier Science B.V., Amsterdam, The Netherlands.
- Barton, B.A. 2000. Stress. Pages 892-898 in R.R. Stickney, ed. Encyclopedia of aquaculture. John Wiley and Sons, New York, NY.
- Barton, B.A., and G.K. Iwama. 1991. Physiological changes in fish from stress in aquaculture with emphasis on the response and effects of corticosteroids. *Ann. Rev. Fish Dis.* 1: 3-26.
- Behnke, R.J. 2002. Trout and salmon of North America. The Free Press (Chanticleer Press), New York, NY.
- Benfey, T.J. 2001. Use of sterile triploid Atlantic Salmon (*Salmo salar* L.) for aquaculture in New Brunswick, Canada. *ICES J. Mar. Sci.* 58: 525-529.

- Benfey, T.J. 2015. Biocontainment measures to reduce/mitigate potential post-escape interactions between cultured European-origin and wild native Atlantic salmon in Newfoundland. *Can. Sci. Advis. Sec. Res. Doc.* 2015/003.
- Benson, A.J., D. Raikow, J. Larson, A. Fusaro, A.K. Bogdanoff, and A. Elgin. 2023a. *Dreissena polymorpha* (Pallas, 1771). U.S. Geological Survey, Nonindigenous Aquatic Species Database, Gainesville, FL. <https://nas.er.usgs.gov/queries/FactSheet.aspx?speciesID=5>, Revision Date: 3/31/2023.
- Benson, A.J., M.M. Richerson, E. Maynard, J. Larson, A. Fusaro, A.K. Bogdanoff, M.E. Neilson, and A. Elgin. 2023b. *Dreissena bugensis* Andrusov, 1897. U.S. Geological Survey, Nonindigenous Aquatic Species Database, Gainesville, FL. <https://nas.er.usgs.gov/queries/FactSheet.aspx?speciesID=95>, Revision Date: 7/19/2022.
- Blanchfield, P.J., L.S. Tate, and C.L. Podemski. 2009. Survival and behaviour of Rainbow Trout (*Oncorhynchus mykiss*) released from an experimental aquaculture operation. *Can. J. Fish. Aquat. Sci.* 66: 1976-1988.
- Blomqvist, S., A. Gunnars, and R. Elmgren. 2004. Why the limiting nutrient differs between temperate coastal seas and freshwater lakes: a matter of salt. *Limnol. Oceanogr.* 49: 2236-2241.
- Boyd, D., M. Wilson, and T. Howell. 2001. Recommendations for operational water quality monitoring at cage culture aquaculture operations. Environmental Monitoring and Reporting Branch, Ontario Ministry of the Environment, Toronto, ON.
- Brooks, K.M., C. Mahnken, and C. Nash. 2002. Environmental effects associated with marine netpen waste with emphasis on salmon farming in the Pacific Northwest. Pages 159-204 in R.R. Stickney and J.P. McVey, eds. *Responsible marine aquaculture*. CABI (Centre for Agriculture and Bioscience International) Publishing, Wallingford, UK.
- Brooks, K.M., A.R. Stierns, C.V.W. Mahnken, and D.B. Blackburn. 2003. Chemical and biological remediation of the benthos near Atlantic Salmon farms. *Aquaculture* 219: 355-377.
- Bruno, D.W., and A.E. Ellis. 1996. Salmonid disease management. Pages 759-852 in W. Pennell and B.A. Barton, eds. *Principles of salmonid culture*. Elsevier Science B.V., Amsterdam, The Netherlands.
- Bureau, D.P., S.J. Gunther, and C.Y. Cho. 2003. Chemical composition and preliminary theoretical estimates of waste outputs of Rainbow Trout reared in commercial cage culture operations in Ontario. *N. Am. J. Aquacult.* 65: 33-38.
- Bureau, D.P., and K. Hua. 2006. Mass balance and nutrient flows in freshwater aquaculture. Pages 98-102 in É. Gilbert, D. Stechey, and M. Struthers, eds. *Proceedings of Contributed Papers, Canadian Freshwater Aquaculture Symposium, Québec City, October 17-20, 2004*. Aquacult. Assoc. Can. Spec. Publ. No. 11.
- Bywater, D., and B. Clark. 2018. Total phosphorus. Pages 5-17 in *State of the bay – 2018 technical report for eastern and northern Georgian Bay*. Georgian Bay Biosphere Reserve, Parry Sound, ON.
- Callier, M.D., C.J. Byron, D.A. Bengtson, P.J. Cranford, S.F. Cross, U. Focken, H.M. Jansen, P. Kamermans, A. Kiessling, T. Landry, F. O'Beirn, E. Petersson, R.B. Rheault, Ø. Strand, K. Sundell, T. Svåsand, G.H. Wikfors, and C.W. McKindsey. 2018. Attraction and repulsion of mobile wild organisms to finfish and shellfish aquaculture: a review. *Rev. Aquacult.* 10: 924-949.

- Cantox Environmental. 2006. Review of the environmental effects relating to cage aquaculture waste products. Final Report Executive Summary, *Prepared for Ontario Ministry of the Environment*, CEI Project 88590-1.
- Carss, D.N. 1990. Concentrations of wild and escaped fishes immediately adjacent to fish farm cages. *Aquaculture* 90: 29-40.
- Charles, C., P.J. Blanchfield, and D.M. Gillis. 2017. Site fidelity of escaped Rainbow Trout to an experimental freshwater aquaculture facility and habitat overlap with native fish fauna. *Aquacult. Environ. Interact.* 9: 415-428.
- Chow-Fraser, P. 2006. Comparison of water-quality conditions in coastal wetlands and vicinity of aquaculture cages in the Bay of Islands of the North Channel. Biology Department, McMaster University, Hamilton, ON.
- Clark, B., D. Bywater, B. Pollock, and G. Mason. 2015. State of the bay – nutrient monitoring in the Georgian Bay Biosphere Reserve: water quality indicator update. Georgian Bay Biosphere Reserve, Parry Sound, ON.
- Clerk, S. 2002. Fossil chironomids as indicators of water quality impacts from aquaculture activities. MSc thesis, Queen's University, Kingston, ON.
- Clerk, S., D.T. Selbie, and J.P. Smol. 2004. Cage aquaculture and water-quality changes in the La Cloche Channel, Lake Huron, Canada: a paleolimnological assessment. *Can. J. Fish. Aquat. Sci.* 61: 1691-1701.
- Cook, E.J., K.D. Black, M.D.J. Sayer, C.J. Cromey, D.L. Angel, E. Spanier, A. Tsemel, T. Katz, N. Eden, I. Karakassis, M. Tsapakis, E.T. Apostolaki, and A. Malej. 2006. The influence of caged mariculture on the early development of sublittoral fouling communities: a pan-European study. *ICES J. Mar. Sci.* 63: 637-649.
- Cornel, G.E., and F.G. Whoriskey. 1993. The effects of Rainbow Trout (*Oncorhynchus mykiss*) cage culture on the water quality, zooplankton, benthos and sediments of Lac du Passage, Quebec. *Aquaculture* 109: 101-117.
- Dalsgaard, J., K.S. Ekmann, M.D. Jensen, and P.B. Pedersen. 2023. Reducing phosphorus emissions from net cage fish farming by diet manipulation. *J. Environ. Mgmt.* 334(177445). doi.org/10.1016/j.jenvman.2023.117445 (online).
- Daniali, S.R., M. Soltani, A. Kamali, and M. Shamsaei. 2017. The effects of *Oncorhynchus mykiss* culture on the limnological conditions of Hanna Reservoir, Isfahan, Iran. *Iran. J. Fish. Sci.* 16: 1085-1097.
- Davies, P.E. 2000. Cage culture of salmonids in lakes: best practice and risk management for Tasmania. Report to Minister for Inland Fisheries and Inland Fisheries Service. Freshwater Systems, Sandy Bay, Tasmania, Australia.
- Demir, N., M.U. Kirkagac, S. Pulatsü, and S. Bekcan. 2001. Influence of trout cage culture on water quality, plankton and benthos in an Anatolian dam lake. *Israeli J. Aquacult.–Bamidgeh* 53: 115-127.
- DFO (Fisheries and Oceans Canada). 2015. Freshwater cage aquaculture: ecosystems impacts from dissolved and particulate waste phosphorus. DFO Can. Sci. Advis. Sec. Sci. Advis. Rep. 2015/051.

- Diep, N., and D. Boyd. 2016a. The state of Lake Wolsey. Water quality dynamics. Water Monitoring and Reporting Section, Environmental Monitoring and Reporting Branch, Ontario Ministry of Environment and Climate Change, Toronto, ON.
- Diep, N., and D. Boyd. 2016b. The state of Lake Wolsey. Part II: source loading assessment. Water Monitoring and Reporting Section, Environmental Monitoring and Reporting Branch, Ontario Ministry of Environment and Climate Change, Toronto, ON.
- Donaldson, E.M., and R.H. Devlin. 1996. Use of biotechnology to enhance production. Pages 969-1020 *in* W. Pennell and B.A. Barton, eds. Principles of salmonid culture. Dev. Aquacult. Fish. Sci., Vol. 29. Elsevier Science B.V., Amsterdam, The Netherlands.
- Downing, J.A., and E. McCauley. 1992. The nitrogen : phosphorus relationship in lakes. *Limnol. Oceanogr.* 37: 936-945.
- EC (Environment Canada). 2004. Canadian guidance framework for the management of phosphorus in freshwater systems. Ecosystem Health: Science-based Solutions Report No. 1-8. Water Quality and Coordination Directorate, National Guidelines and Standards Office, Environment Canada, Ottawa, ON.
- EC (Environment Canada). 2009. Organic waste and feed deposits on bottom sediments from aquaculture operations: scientific assessment and guidance. Ecosystem Health: Science-based Solutions Report No. 1-14. National Guidelines and Standards Office, Environment Canada, Ottawa, ON.
- ECCC (Environment and Climate Change Canada). 2020. Phosphorus levels in the offshore waters of the Great Lakes. Canadian Environmental Sustainability Indicators En4-144/46-2020E-PDF, Ottawa, ON. <https://www.canada.ca/content/dam/eccc/documents/pdf/cesindicators/p-levels-offshore-great-lakes/2020/p-levels-offshore-waters-gl-en.pdf> (online).
- Enders, E.C., V.M. Danco, C. Podemski, and C. Wlasichuk. 2016. Analysing the impact of freshwater aquaculture on wild fish populations using Dual Frequency Identification Sonar (DIDSON) technology. *Can. Tech. Rep. Fish. Aquat. Sci.* 3192.
- Eyles, N. 2017a. Introduction. Pages 1-8 *in* N. Eyles, ed. Georgian Bay: discovering a unique North American ecosystem. Fitzhenry & Whiteside, Markham, ON.
- Eyles, N. 2017b. Georgian Bay rocks: two billion years in the making. Pages 9-44 *in* N. Eyles, ed. Georgian Bay: discovering a unique North American ecosystem. Fitzhenry & Whiteside, Markham, ON.
- FAO (Food and Agriculture Organization of the United Nations). 2005. Cultured aquatic species information programme: *Oncorhynchus mykiss* (Walbaum, 1792). FAO Fisheries and Aquaculture Department, Rome, Italy. [http://www.fao.org/fishery/culturedspecies/Oncorhynchus\\_mykiss](http://www.fao.org/fishery/culturedspecies/Oncorhynchus_mykiss) (online).
- FAO (Food and Agriculture Organization of the United Nations). 2023. Rainbow Trout — Tables. *In* FAO Aquaculture Feed and Fertilizer Resources Information System. <https://www.fao.org/fishery/affris/species-profiles/rainbow-trout/tables/en/> (online).
- FAO (Food and Agriculture Organization of the United Nations). 2024. The state of world fisheries and aquaculture 2024 – blue transformation in action. Rome, Italy. <https://doi.org/10.4060/cd0683en> (online)

- Findlay, D.L., C.L. Podemski, and S.E.M. Kasian. 2009. Aquaculture impacts on the algal and bacterial communities in a small boreal forest lake. *Can. J. Fish. Aquat. Sci.* 66: 1936-1948.
- Flimlin, G., S. Sugiura, and R.P. Ferraris. 2003. Examining phosphorus in effluents from Rainbow Trout (*Oncorhynchus mykiss*) aquaculture. Rutgers Cooperative Extension, New Jersey Agricultural Experiment Station, and Rutgers University, Bulletin E287.
- Franklin, P., E. Verspoor, and R. Slaski. 2012. Impacts of open pen freshwater aquaculture production on wild fisheries. Final Report P/SFWP/286. Homarus Ltd. Fisheries and Aquaculture Specialists, Beaulieu, UK, *Prepared for* Marine Scotland, Performance, Aquaculture and Recreational Fisheries, Contract Res. Fund Ref. HOM/003/11.
- Fuller, K., H. Shear, and J. Wittig, eds. 1995. The Great Lakes: an environmental atlas and resource book, 3<sup>rd</sup> edition. U.S. Environmental Protection Agency, Great Lakes National Program Office, Chicago, IL, and Government of Canada, Toronto, ON.
- Gale, P. 1999. Water quality impacts from aquaculture cage operations in the La Cloche/North Channel of Lake Huron. Pages 51-57 in Great Lakes Fishery Commission, Habitat Advisory Board, and International Joint Commission, Great Lakes Water Quality Board. Addressing concerns for water quality impacts from large-scale Great Lakes aquaculture. Based on a roundtable convened at University of Windsor's Great Lakes Institute for Environmental Research, January 27-28, 1999. Great Lakes Fishery Commission, Ann Arbor, MI.
- Gardner, I., S. Saksida, B. Dixon, P. McKenzie, and S. Johnson. 2014. Pathogen exchange between wild and farmed finfish: evidence to assess pathogen source and factors associated with clinical disease occurrence. *Bull. Aquacult. Assoc. Can.* 111-3.
- GBA (Georgian Bay Association) Foundation. 1999. Literature review of the environmental impacts of caged aquaculture. ASI Project E9708, Aquatic Sciences Inc., St. Catharines, ON.
- GLFC-HAB & IJC-GLWQB (Great Lakes Fishery Commission, Habitat Advisory Board, and International Joint Commission, Great Lakes Water Quality Board.) 1999. Addressing concerns for water quality impacts from large-scale Great Lakes aquaculture. Based on a roundtable convened at University of Windsor's Great Lakes Institute for Environmental Research, January 27-28, 1999. Great Lakes Fishery Commission, Ann Arbor, MI. IJC Digital Archive: <https://scholar.uwindsor.ca/ijcarchive/528> (online).
- Golder (Golder Associates). 2016. Annual report: water quality assessment of Lake Heney – 2015 update. Report No. 1405259, Golder Associates Ltd., Toronto, ON.
- Gowen, R.J., and N.B. Bradbury. 1987. The ecological impact of salmonid farming in coastal waters: a review. *Oceanogr. Mar. Biol. Ann. Rev.* 25: 563-575.
- Gowen R.J., N.B. Bradbury, and I.R. Brown. 1989. The use of simple models in assessing two of the interactions between fish farming and the marine environment. Pages 1071-1080 in N. De Pauw, E. Jaspers, H. Ackefors, and N. Wilkins, eds. *Aquaculture – a biotechnology in progress*. European Aquaculture Society, Bredene, Belgium.
- Guildford, S.J., and R.E. Hecky. 2000. Total nitrogen, total phosphorus, and nutrient limitation in lakes and oceans: Is there a common relationship? *Limnol. Oceanogr.* 45: 1213-1223.
- Håkanson, L., L. Carlsson, and T. Johansson. 1998. A new approach to calculate the phosphorus load to lakes from fish farm emissions. *Aquacult. Eng.* 17: 149-166.

- Halver, J.E. 1996. Nutrition of salmonids. Pages 613-653 in W. Pennell and B.A. Barton, eds. Principles of salmonid culture. Elsevier Science B.V., Amsterdam, The Netherlands.
- Hamblin, P.F., and P. Gale, 2002. Water quality monitoring of caged aquaculture impacts in Lake Wolsey, North Channel of Lake Huron. *J. Great Lakes Res.* 28: 32-43.
- Hardy, R.W. 2002. Rainbow Trout, *Oncorhynchus mykiss*. Pages 184-202 in C.D. Webster and C. Lim, eds. Nutrient requirements and feeding of finfish for aquaculture. CABI (Centre for Agriculture and Bioscience International) Publishing, Wallingford, UK.
- Hille, K.A. 2008. Does aquaculture impact benthic algal ecology? A study on the effects of an experimental cage aquaculture operation on epilithic biofilms. MSc thesis, University of Manitoba, Winnipeg, MB.
- Hunter, K.R. 2018. Spatial and temporal characterization of light and nutrient limitation in Lake Diefenbaker: influence of anthropogenic activities and upstream flow. MSc thesis, University of Saskatchewan, Saskatoon, SK (references therein).
- Johansen, L.-H., I. Jensen, H. Mikkelsen, P.-A. Bjørn, P.A. Jansen, and Ø. Bergh. 2011. Disease interaction and pathogens exchange between wild and farmed fish populations with special reference to Norway. *Aquaculture* 315: 167-186.
- Johnson, L., and K. McCann. 2017. Freshwater aquaculture: a review of the environmental implications. Integrative Biology, University of Guelph, Guelph, ON.
- Johnson, L.E., B. McMeans, N. Rooney, M. Gutgesell, R. Moccia, and K.S. McCann. 2018. Asymmetric assimilation of an anthropogenic resource subsidy in a freshwater food web. *Food Webs* 15: e00084. doi.org/10.1016/j.fooweb.2018.e00084 (online).
- Johnston, T.A., M. Keir, and M. Power. 2010. Response of native and naturalized fish to salmonid cage culture farms in northern Lake Huron, Canada. *Trans. Am. Fish. Soc.* 139: 660-670.
- Johnston, T.A., and C.C. Wilson. 2015. Comparative ecologies of domestic and naturalised Rainbow Trout in northern Lake Huron. *Ecol. Freshwat. Fish* 24: 338-354.
- Jonah, L., D. Hamoutene, M. Kingsbury, L. Johnson, and A.J. Fenton. 2024. A data compilation of antibiotic treatments in Canadian finfish aquaculture from 2016 to 2021 and the cumulative usage of antibiotics and antiparasitic drugs at marine sites. *Environ. Rev.* 32(3). doi.org/10.1139/er-2023-0124 (online).
- KAL (Kilgour and Associates). 2018. Final report: Lake Heney water quality sampling and analysis – 2017 update. Project No. HLF 500, Kilgour & Associates Ltd., Ottawa, ON.
- Karakoca, S., and A. Topçu. 2017. Rainbow Trout (*Oncorhynchus mykiss*) cage culture: preliminary observations of surface sediment's chemical parameters and phosphorus release in Gokcekaya Reservoir, Turkey. *J. Geosci. Environ. Protect.* 5: 12-23.
- Karami, E., M. Alishahi, T. Molayemraftar, M. Ghorbanpour, M.R. Tabandeh, and T. Mohammadian. 2019. Study of pathogenicity and severity of *Lactococcus garvieae* isolated from Rainbow Trout (*Oncorhynchus mykiss*) farms in Kohkilooh and Boyerahmad province. *Fish. Aquat. Sci.* 22: 21 (online).

- Kennedy, P.J., P.J. Blanchfield, K.A. Kidd, M.J. Paterson, C.L. Podemski, and M.D. Rennie. 2019. Changes in the condition, early growth, and trophic position of Lake Trout (*Salvelinus namaycush*) in response to an experimental aquaculture operation. *Can. J. Fish. Aquat. Sci.* 76: 1376-1387.
- Kerr, S.J. 2010. Fish and fisheries management in Ontario: a chronology of events. Biodiversity Branch, Ontario Ministry of Natural Resources, Peterborough, ON.
- Kerr, S.J., and R.E. Grant. 2000. Ecological impacts of fish introductions: evaluating the risk. Fish and Wildlife Branch, Ontario Ministry of Natural Resources, Peterborough, ON.
- Krievins, K. 2018. Aquatic ecosystem health. Pages 18-101 *in* State of the bay – 2018 technical report for eastern and northern Georgian Bay. Georgian Bay Biosphere Reserve, Parry Sound, ON.
- Kullman, M., K. Kidd, C. Podemski, M. Paterson, and P. Blanchfield. 2009. Assimilation of freshwater salmonid aquaculture waste by native aquatic biota. *Can. J. Fish. Aquat. Sci.* 66: 1965-1975.
- Kutty, M.N. 1987. Phosphorus *in* Site selection for aquaculture: chemical features of water. Food and Agriculture Organization of the United Nations, Nigerian Institute for Oceanography and Marine Research, Project RAF/82/009.
- Lennox, R.J., J. Brooks, J.M. Dettmers, N.E. Mandrak, and S.J. Cooke. 2023. Status and management of fisheries in the Laurentian Great Lakes. Pages 303-327 *in* C.T. Hasler, J.G. Imhof, N.E. Mandrak, and S.J. Cooke, eds. *Freshwater fisheries in Canada: historical and contemporary perspectives on the resources and their management*. American Fisheries Society, Bethesda, MD.
- LePage, V. 2024. Video: Lactococcosis – the Ontario Rainbow Trout aquaculture perspective. Ontario Animal Health Network, Guelph, ON. <https://www.oahn.ca/resources/video-lactococcosis-the-ontario-rainbow-trout-aquaculture-perspective-with-dr-veronique-lepage/> (online).
- Li, I., V. Ianaiev, A. Huff, J. Zalusky, T. Ozersky, and S. Katsev. 2021. Benthic invaders control the phosphorus cycle in the world's largest freshwater ecosystem. *Proc. Nat. Acad. Sci., Biol. Sci.* 118(6): e2008223118 (online).
- Lough, M., P. Law, B. Lewis, and M. McCulloch. 1997. The occurrence of Atlantic Salmon in coastal streams of southern British Columbia during 1996. British Columbia Conservation Foundation, Project 712048.
- Luo, G. 2023. Removal of waste phosphorus from aquaculture: source, removal and recovery. *Rev. Aquacult.* 15: 1058-1082.
- MacCrimmon, H.R. 1971. World distribution of Rainbow Trout (*Salmo gairdneri*). *J. Fish. Res. Board Can.* 28: 663-714.
- Mackie, G.L., and J.K. Brinsmead. 2017. A risk assessment of the golden mussel, *Limnoperna fortunei* (Dunker, 1857) for Ontario, Canada. *Mgmt. Biol. Invasions* 8: 383-402.
- Markovic, S., A. Liang, S.B. Watson, J. Guo, S. Mugalingam, G. Arhonditsis, A. Morley, and M. Dittrich. 2019. Biogeochemical mechanisms controlling phosphorus diagenesis and internal loading in a remediated hard water eutrophic embayment. *Chem. Geol.* 514: 122-137.
- Meyburgh, C.M., R.R. Bragg, and C.E. Boucher. 2017. *Lactococcus garvieae*: an emerging bacterial pathogen of fish. *Dis. Aquat. Org.* 123: 67-79.

- Milne, J.E. 2008. Spatial and temporal observations of fish waste at a discontinued aquaculture site Lake Huron, North Channel, Ontario. Environment Canada, Water Science and Technology Branch Report No. 08-292.
- Milne, J.E. 2012. Monitoring and modeling total phosphorus contributions to a freshwater lake with cage-aquaculture. MSc thesis, University of Guelph, Guelph, ON.
- Milne, J.E., C.H. Marvin, R. Yerubandi, K. McCann, and R.D. Moccia. 2017. Monitoring and modelling total phosphorus contributions to a freshwater lake with cage-aquaculture. *Aquacult. Res.* 48: 283-297.
- Miranda, C.D., F.A. Godoy, and M.R. Lee. 2018. Current status of the use of antibiotics and the antimicrobial resistance in the Chilean salmon farms. *Front. Microbiol.* 9: article 1284. doi.org/10.3389/fmicb.2018.01284 (online).
- Moccia, R.D., and D.J. Bevan. 1991. The Rainbow Trout. University of Guelph, OAC Publication, July 1991. Guelph, ON.
- Moccia, R.D., and D.J. Bevan. 2004. Aquastats 2003: Ontario aquacultural production in 2003. Ontario Ministry of Agriculture and Food, 04-002, Guelph, ON.
- Moccia, R., and D. Bevan. 2017. Aquastats: Ontario aquaculture statistics program. Page 9 in D. McPhee, J. Duhaime, A. Tuen, and G.J. Parsons, eds. Canadian Aquaculture R&D Review 2017. *Aquacult. Assoc. Can. Spec. Publ.* 25.
- Moccia, R., and M. Burke. 2020. Aquastats: Ontario aquacultural production in 2019. Aquaculture Centre, University of Guelph, Guelph, ON.
- Moccia, R., and M. Burke. 2022. Aquastats: Ontario aquacultural production in 2021. Aquaculture Centre, University of Guelph, Guelph, ON.
- Moccia, R., and M. Burke. 2023. Aquastats: Ontario aquacultural production in 2022. Aquaculture Centre, University of Guelph, Guelph, ON.
- Moore, C. 2021. Lake Huron freshwater finfish net pen aquaculture operations provide opportunities for energetic subsidies to local wild fish. MSc thesis, University of Guelph, Guelph, ON
- Moutinho, S. 2021. A golden menace. *Science* 374(6566): 390-393.
- Moyle, P.B., H.W. Li, and B.A. Barton. 1986. The Frankenstein effect: impact of introduced fishes on native fishes in North America. Pages 415-426 in R.H. Stroud, ed. *Fish culture in fisheries management*. American Fisheries Society, Bethesda, MD.
- Musig, W., S. Satiénjit, and Y. Musig. 2013. Filter feeding of freshwater mussel, *Ensisidens ingallsianus ingallsianus*, for water quality control in tilapia closed culture system. *J. Fish. Environ.* 37: 13-24.
- Nash, C.E., ed. 2001. The net-pen salmon farming Industry in the Pacific Northwest. U.S. Dept. Commerce, NOAA Tech. Memo. NMFS-NWFSC-49.
- Nathanailides, C., M. Kolygas, M. Tsoumani, E. Gouva, T. Mavraganis, and H. Karayanni. 2023. Addressing phosphorus waste in open flow freshwater fish farms: challenges and solutions. *Fishes* 8(442). doi.org/10.3390/fishes8090442 (online).
- Negus, M.T., and J.C. Hoffman. 2013. Habitat and diet differentiation by two strains of Rainbow Trout in Lake Superior based on archival tags, stable isotopes, and bioenergetics. *J. Great Lakes Res.* 39: 578-590.

- Nelson, M.C., J.S. Varney, T.J. Welch, and J. Graf. 2016. Draft genome sequence of *Lactococcus garvieae* strain PAQ102015-99, an outbreak strain isolated from a commercial trout farm in the northwestern United States. *Am. Soc. Microbiol., Genome Announc.* 4(4): e00781-16 (online).
- OAHN (Ontario Animal Health Network). 2017a. Aquatic veterinary services disease summary. Page 1 *in* Aquatic animal health. Ontario Animal Health Network Report 3.
- OAHN (Ontario Animal Health Network). 2017b. Update on the OAHN research project: antimicrobial resistance in Ontario aquaculture. Pages 3-4 *in* Aquatic animal health. Ontario Animal Health Network Report 4.
- OAHN (Ontario Animal Health Network). 2019. Aquatic veterinary services summary. Page 1 *in* Aquatic animal health. Ontario Animal Health Network Report 8.
- OARC (Ontario Aquaculture Research Centre). 2024. 2023 Ontario aquaculture production. Ontario Aquaculture Research Centre, University of Guelph, Guelph, ON.
- OARC (Ontario Aquaculture Research Centre). 2025. 2024 Ontario aquaculture production. Ontario Aquaculture Research Centre, University of Guelph, Guelph, ON.
- OECD (Organisation for Economic Cooperation and Development). 1982. Eutrophication of waters: monitoring, assessment and control. Organisation for Economic Cooperation and Development, Paris, France.
- OFAH/OMNRF (Ontario Federation of Anglers and Hunters / Ontario Ministry of Natural Resources and Forestry). 2021. Invading species awareness program. Golden mussel. [www.invadingspecies.com](http://www.invadingspecies.com) (online).
- OMECP (Ontario Ministry of the Environment, Conservation and Parks). 2024. Ontario lake partner: data catalogue – total phosphorus. <https://data.ontario.ca/dataset/ontario-lake-partner/resource/1a36234b-3b97-451c-8965-0050e7f283cf>
- OMNR (Ontario Ministry of Natural Resources). 2025. Viral hemorrhagic septicemia (VHS). Natural Resources Information and Support Centre, Peterborough, ON. <https://www.ontario.ca/page/viral-hemorrhagic-septicemia-vhs> (online).
- OMNRF (Ontario Ministry of Natural Resources and Forestry), Fisheries Section. 2017. Application guidelines for cage aquaculture facilities. Queen's Printer for Ontario, Peterborough, ON.
- Orihel, D.M., H.M. Baulch, N.J. Casson, R.L. North, C.T. Parsons, D.C.M. Seckar, and J.J. Venkiteswaran. 2017. Internal phosphorus loading in Canadian fresh waters: a critical review and data analysis. *Can. J. Fish. Aquat. Sci.* 74: 2005-2029.
- Ortega, C., R. Irgang, B. Valladares-Carranza, C. Collarte, and R. Avendaño-Herrera. 2020. First identification and characterization of *Lactococcus garvieae* isolated from Rainbow Trout (*Oncorhynchus mykiss*) cultured in Mexico. *Animals (MDPI Basel)* 10(9): 1609 (online).
- OSPAR (Oslo and Paris) Commission. 1999. Quantification of nitrogen and phosphorus discharges/losses from aquaculture plants. NEUT 99/3/1 Add.2-E. OSPAR Commission, London, UK (*as described in* M. MacGarvin. 2000. Scotland's Secret? Aquaculture, nutrient pollution eutrophication and toxic blooms. Modus Vivendi Consultants, Kirkmichael, Scotland, UK (for World Wildlife Fund).

- OSPAR (Oslo and Paris) Commission. 2015-2024. Riverine inputs and direct discharges (RID): OSPAR guidelines for harmonized quantification and reporting procedures for nutrients (HARP-NUT). Guideline 2: Quantification and reporting of nitrogen and phosphorus discharges/losses from aquaculture plants (OSPAR Agreement 2004-02b). OSPAR Commission, London, UK. <https://www.ospar.org/work-areas/hasec/hazardous-substances/rid> (online).
- Otu, M.K., D.P. Bureau, and C.L. Podemski. 2017a. Freshwater cage aquaculture: ecosystems impacts from dissolved and particulate waste phosphorus. *Can. Sci. Advis. Sec. Res. Doc.* 2017/059.
- Otu, M.K., J. Zhang, J.D. Raper, D.L. Findlay, C.A. Wlasichuk, and C.L. Podemski. 2017b. Seasonal and inter-annual variability of phytoplankton in central Lake Diefenbaker (Saskatchewan, Canada) proximal to a large commercial aquaculture farm. *J. Great Lakes Res.* 43: 265-279.
- Paerl, H.W., and V.J. Paul. 2012. Climate change: links to global expansion of harmful cyanobacteria. *Wat. Res.* 46: 1349-1363.
- Paterson, M.J., C.L. Podemski, W.J. Findlay, D.L. Findlay, and A.G. Salki. 2010. The response of zooplankton in a whole-lake experiment on the effects of a cage aquaculture operation for Rainbow Trout (*Oncorhynchus mykiss*). *Can. J. Fish. Aquat. Sci.* 67: 1852-1861.
- Paterson, M.J., C.L. Podemski, L.J. Wesson, and A.P. Dupuis. 2011. The effects of an experimental freshwater cage aquaculture operation on *Mysis diluviana*. *J. Plankton Res.* 33: 25-36.
- Patterson, K. 2010. The fate of farmed Rainbow Trout (*Oncorhynchus mykiss*) released from commercial aquaculture operations in Lake Huron. MSc thesis, University of Manitoba, Winnipeg, MB.
- Patterson, K., and P.J. Blanchfield. 2013. *Oncorhynchus mykiss* escaped from commercial freshwater aquaculture pens in Lake Huron, Canada. *Aquacult. Environ. Interact.* 4: 53-65.
- Penczak, T., W. Galicka, M. Molinski, E. Kusto, and M. Zalewski. 1982. The enrichment of a mesotrophic lake by carbon, phosphorus and nitrogen from the cage aquaculture of Rainbow Trout, *Salmo gairdneri*. *J. Appl. Ecol.* 19: 371-393.
- Persson, G. 1991. Eutrophication resulting from salmonid fish culture in fresh and salt waters: Scandinavian experiences. Pages 163-185 in C.B. Cowey and C.Y. Cho, eds. *Nutritional strategies and aquaculture waste. Proceedings of the 1st International Symposium on Nutritional Strategies in Management of Aquaculture Waste.* University of Guelph, Guelph, ON.
- Phillips, M.J., M.C.M. Beveridge, and L.G. Ross. 1985. The environmental impact of salmonid cage culture on inland fisheries: present status and future trends. *J. Fish Biol.* 27 (Suppl. A): 123-137.
- Podemski, C.L., and P.J. Blanchfield. 2006. Overview of the environmental impacts of Canadian freshwater aquaculture. Pages 30-79 in *Fisheries and Oceans Canada. A scientific review of the potential environmental effects of aquaculture in aquatic ecosystems: volume V (from Can. Tech. Rep. Fish. Aquat. Sci. 2450).* Fisheries and Oceans Canada, Ottawa, ON.
- Prestie, C.C. 2018. Carbon sources supporting fish growth in Lake Diefenbaker. MSc thesis, University of Saskatchewan, Saskatoon, SK.
- Radosavljević, V, O. Radanović, N. Zdravković, B. Savić, M. Stanković, J.M. Zorić, L. Veljović, and K. Nešić. 2020. The first outbreak of Lactococcosis caused by *Lactococcus garvieae* in Serbia. *Arch. Vet. Med.* 13: 53-68.

- Reid, G.K. 2007. Chapter one: Nutrient releases from salmon aquaculture. Pages 7-22 in Nutrient impacts of farmed Atlantic Salmon (*Salmo salar*) on pelagic ecosystems and implications for carrying capacity. Report of the Technical Working Group on Nutrients and Carrying Capacity of the Salmon Aquaculture Dialogue. World Wildlife Fund, Washington, DC, and Gland, Switzerland.
- Reid, G.K., M. Liutkus, S.M.C. Robinson, T.R. Chopin, T. Blair, T. Lander, J. Mullen, F. Page, and R.D. Moccia. 2009. A review of the biophysical properties of salmonid faeces: implications for aquaculture waste dispersal models and integrated multi-trophic aquaculture. *Aquacult. Res.* 40: 257-273.
- Rennie, M.D., P.J. Kennedy, K.H. Mills, C.M.C. Rodgers, C. Charles, L.E. Hrenchuk, S. Chalanchuk, P.J. Blanchfield, M.J. Paterson, and C.L. Podemski. 2019. Impacts of freshwater aquaculture on fish communities: a whole-ecosystem experimental approach. *Freshwat. Biol.* 64: 870-885.
- Riley, S.C., K.R. Munkittrick, A.N. Evans, and C.C. Krueger. 2008. Understanding the ecology of disease in Great Lakes fish populations. *Aquat. Ecosyst. Health Mgmt.* 11: 321-334.
- Ronsholdt, B. 1995. Effect of size/age and feed composition on body composition and phosphorus content of Rainbow Trout, *Oncorhynchus mykiss*. *Wat. Sci. Technol.* 31: 175-183.
- Rooney, R.C., and C.L. Podemski. 2009. Effects of an experimental Rainbow Trout (*Oncorhynchus mykiss*) farm on invertebrate community composition. *Can. J. Fish. Aquat. Sci.* 66: 1949-1964.
- Rooney, R.C., and C.L. Podemski. 2010. Freshwater Rainbow Trout (*Oncorhynchus mykiss*) farming affects sediment and pore-water chemistry. *Mar. Freshwat. Res.* 61: 513-526.
- Rosenstein, T., and T. Drost. 2023. Ontario's farmed trout sector market assessment and growth plan. Prepared for Ontario Ministry of Agriculture, Food and Rural Affairs by Rosenstein Marketing, Toronto, ON, and Four Links Marketing Inc., Douglas, NB.
- Rudstam, L.G., J.M. Watkins, A.E. Scofield, R.P. Barbiero, B. Lesht, L.E. Burlakova, A.Y. Karatayev, K. Mehler, E.D. Reavie, E.T. Howell, and E.K. Hinchey. 2020. Status of lower trophic levels in Lake Huron in 2018. Pages 14-45 in S.C. Riley and M.P. Ebener, eds. The state of Lake Huron in 2018. Great Lakes Fish. Comm. Spec. Publ. 2020-01.
- Rust, M.B., K.H. Amos, A.L. Bagwill, W.W. Dickhoff, L.M. Juarez, C.S. Price, J.A. Morris Jr., and M.C. Rubino. 2014. Environmental performance of marine net-pen aquaculture in the United States. *Fisheries* 39: 508-524.
- Schiefer, K. 2017. The unique freshwater ecosystems of Georgian Bay. Pages 65-100 in N. Eyles, ed. Georgian Bay: discovering a unique North American ecosystem. Fitzhenry & Whiteside, Markham, ON.
- Schindler, D.W. 1977. Evolution of phosphorus limitation in lakes. *Science* 195: 260-262.
- Schindler, D.W. 1998. Replication versus realism: the need for ecosystem-scale experiments. *Ecosystems* 1: 323-334.
- Scott, R.J. 2004. Environmental fate and effect of chemicals associated with Canadian freshwater aquaculture. Pages 67-116 in Fisheries and Oceans Canada. A scientific review of the potential environmental effects of aquaculture in aquatic ecosystems: volume III (from Can. Tech. Rep. Fish. Aquat. Sci. 2450). Fisheries and Oceans Canada, Ottawa, ON.

- Scott, W.B., and E.J. Crossman. 1973. Freshwater fishes of Canada. Bull. Fish. Res. Board Can. 184.
- Seafood Watch. 2024. Rainbow Trout. Canada: freshwater net pens; freshwater raceways, ponds, tanks. Seafood Watch Report ID 28254, Monterey Bay Aquarium, Monterey, CA.
- Sepúlveda, M., I. Arismendi, D. Soto, F. Jara, and F. Farias. 2013. Escaped farmed salmon and trout in Chile: incidence, impacts, and the need for an ecosystem view. *Aquacult. Environ. Interact.* 4: 273-283.
- Shahi, N., S.K. Mallik, M. Sahoo, S. Chandra, and A.K. Singh. 2018. First report on characterization and pathogenicity study of emerging *Lactococcus garvieae* infection in farmed Rainbow Trout, *Oncorhynchus mykiss* (Walbaum), from India. *Transbound. Emerg. Dis.* 65: 1039-1048.
- Shahin, K., T. Veek, T.I. Heckman, E. Littman, K. Mukkatira, M. Adkinson, T.J. Welch, D.M. Imai, G. Pastenkos, A. Camus, and E. Soto. 2021. Isolation and characterization of *Lactococcus garvieae* from Rainbow Trout, *Oncorhynchus mykiss*, from California, USA. *Transbound. Emerg. Dis.* 69: 2326-2343.
- Shavaliar, M., M. Faisal, T.P. Loch, S.D. Fitzgerald, T. Thaiwong, and M. Kiupel. 2020. Disease progression in Lake Trout (*Salvelinus namaycush*) experimentally infected with epizootic epitheliotropic disease virus (salmonid herpesvirus-3). *Vet. Pathol.* 57: 687-699.
- Sheppard, M. 2000. Antibiotic use in B.C. aquaculture (1996-1998): Is the ongoing comparison with Norway realistic? *Bull. Aquacult. Assoc. Can.* 100-1: 13-16.
- Sicuro, B., B. Castelar, D. Mugetti, P. Pastorino, A. Chiarandon, V. Menconi, M. Galloni, and M. Prearo. 2020. Bioremediation with freshwater bivalves: a sustainable approach to reducing the environmental impact of inland trout farms. *J. Environ. Mgmt.* 276(111327). doi.org/10.1016/j.jenvman.2020.111327 (online).
- Skretting (Nutreco Co.). 2024. Extruded steelhead LP for Rainbow Trout. <https://www.skretting.com/en-us/feed-and-services-for-aquaculture/extruded-steelhead-lp-for-rainbow-trout-US18/> (online).
- Snyman, H., N. LePage, K. Todd, C. Kellendonk, P. Bell-Rogers, L. Ledger, Q. You, and H. Cai. 2019. Concurrent bacterial gill disease and nodular gill disease in Rainbow Trout fingerlings. AHL (Animal Health Laboratory, University of Guelph) Newsletter 23(2): 20-21.
- Snyman, H., V. LePage, C. Kellendonk, P. Bell-Rogers, Q. You, L. Ledger, J. Eidt, N. Bennoit, and H. Cai. 2020. Lactococcosis in farmed Rainbow Trout. AHL (Animal Health Laboratory, University of Guelph) Newsletter 24(4): 15.
- Soto, D., and G. Mena. 1999. Filter feeding by the freshwater mussel, *Diplodon chilensis*, as a biocontrol of salmon farming eutrophication. *Aquaculture* 171: 65-81.
- Stirling, H.P., and T. Dey. 1990. Impact of intensive cage fish farming on the phytoplankton and periphyton of a Scottish freshwater loch. *Hydrobiologia* 190: 193-214.
- Thorburn, M.A., and R.D. Moccia. 1993. Use of chemotherapeutics on trout farms in Ontario. *J. Aquat. Anim. Health* 5: 85-91.
- Tiemann, J.S., S.E. McMurray, M. Christopher Barnhart, and G.T. Watters. 2011. A review of the interactions between catfishes and freshwater mollusks in North America. Pages 733-743 in P.H. Michaletz and V.H. Travnicek, eds. Conservation, ecology, and management of catfish: the second international symposium. *Am. Fish. Soc. Symp.* 77.

- Trushenski, J.T. 2019. Understanding aquaculture. 5M Publishing, Sheffield, UK.
- Vanni, M.J. 2021. Invasive mussels regulate nutrient cycling in the largest freshwater ecosystem on Earth. *Proc. Nat. Acad. Sci., Biol. Sci.* 118(8): e2100275118 (online).
- Vendrell, D., J.L. Balcázar, I. Ruiz-Zarzuela, I. de Blas, O. Gironés, J.L. Múzquiz. 2006. *Lactococcus garvieae* in fish: a review. *Comp. Immunol. Microbiol. Infect. Dis.* 29: 177-198.
- Walker, S.L., S.S. Dixit, D. Andersen, P.Y. Caux, P.A. Chambers, M.C. Charlton, L.A. Howes, L. Kingsley. 2003. Scoping science assessment of the impacts of freshwater aquaculture on the Canadian environment. *Environ. Can, Nat. Water Res. Inst., NWRI Contribution 03-522*, Burlington, ON.
- Wang, X., L.M. Olsen, K.I. Reitan, and Y. Olsen. 2012. Discharge of nutrient wastes from salmon farms: environmental effects, and potential for integrated multi-trophic aquaculture. *Aquacult. Environ. Interact.* 2: 267-283.
- Waples, R.S., K. Hindar, and J.J. Hard. 2012. Genetic risks associated with marine aquaculture. U.S. Dept. Commerce, NOAA Tech. Memo. NMFS-NWFSC-119.
- Watts, J.E.M., H.J. Schreier, L. Lanska, and M.S. Hale. 2017. The rising tide of antimicrobial resistance in aquaculture: sources, sinks and solutions. *Mar. Drugs* 15(6): 158. doi.10.3390/md15060158 (online).
- Weston, D.P., M.J. Phillips, and L.A. Kelly. 1996. Environmental impacts of salmonid culture. Pages 919-967 in W. Pennell and B.A. Barton, eds. *Principles of salmonid culture*. *Dev. Aquacult. Fish. Sci.*, Vol. 29. Elsevier Science B.V., Amsterdam, The Netherlands.
- Wetton, M.S. 2012. Effect of waste loading from freshwater cage aquaculture on benthic invertebrates and sediment chemistry. MSc thesis, University of Manitoba, Winnipeg, MB.
- Wildish, D.J., M. Dowd, T.F. Sutherland, and C.D. Levings. 2004. Near-field organic enrichment from marine finfish aquaculture. Pages 1-66 in Fisheries and Oceans Canada. *A scientific review of the potential environmental effects of aquaculture in aquatic ecosystems: volume III (from Can. Tech. Rep. Fish. Aquat. Sci. 2450)*. Fisheries and Oceans Canada, Ottawa, ON.
- Yan, N.D. 2005. Research needs for the management of water quality issues, particularly phosphorus and oxygen concentrations, related to salmonid cage aquaculture in Canadian freshwaters. *Environ. Rev.* 13: 1-19.